

Institution: University of Akron Main Campus (200800)**User ID: 39C0022****Completions Overview**

Welcome to the IPEDS Completions survey component. The Completions component is one of several IPEDS components that is conducted during the Fall data collection period. It collects the number of degrees and certificates awarded by field of study, level of award, race/ethnicity, and gender. The reporting period for the Completions component is during the 12-month time period beginning July 1 of the previous calendar year and ending June 30 of the current calendar year; therefore, for this year's Completions component, the reporting period is between July 1, 2018 and June 30, 2019. The Completions component is also collecting the number of students (e.g., completers) who earned awards between July 1, 2018 and June 30, 2019.

Changes to reporting for 2019-20

- The term 'contact hour' has been replaced with the term 'clock hour'
- The term 'formal award' has been replaced with the term 'recognized postsecondary credential'
- There is a new instruction to exclude students participating in Experimental Pell (See <https://experimentalsites.ed.gov/exp/approved.html>)

For 2020-21 changes, please review the preview screens available on the [Survey Materials](#) page. For more information on updates to CIP codes, see below.

CIP codes will need to be updated for the 2020-21 data collection.

The [CIP 2020 Website](#) includes a list of new CIP codes, a list of deleted CIP codes, a list of moved CIP Codes, and an online crosswalk of the 2010 CIP and 2020 CIP.

Some common Completions component errors include the following:

- Including award levels on your current year Completions that were not reported on your previous year's (PY) Institutional Characteristics (IC). [Award levels in the PY IC component cannot be changed; therefore, contact the IPEDS Help Desk at 1-877-225-2568 if you need assistance.]
- Forgetting to select CIP codes for new programs of study that are offered by the institution, but do not have completions for the reporting period.
- Forgetting to enter in zero in at least one of the cells for CIP codes that do not have completions.
- Even though Teacher Preparation certificate programs may require a bachelor's degree for admission, they are considered sub-bacalaureate undergraduate programs, and students in these programs are undergraduate students.

Keep in mind that some information provided by institutions on the Completions component appear in the [College Navigator](#), which is a major tool used by consumers searching for information about postsecondary education. It is therefore vitally important that you include accurate information about your institution.

Survey materials can be downloaded using the following link: [Survey Materials](#).

To access your prior year data submission for this component: [Reported Data](#)

CIPCODE	Award Level	Major	Gender	Non Resident Alien	Hispanic / Latino	American Indian or Alaska Native	Asian	Black or African American	Native Hawaiian or Other Pacific Islander	White	Two or more Races	Race/ ethnicity unknown	Total	distance education program
Educational/Instructional Technology	6 - Postbaccalaureate certificates		Total	0	0	0	0	0	0	1	0	0	1	No
13.0501 Educational/Instructional Technology	7 - Master's degree	1	Men	0	0	0	0	0	0	5	0	0	5	
			Women	1	0	0	0	1	0	7	0	0	9	
			Total	1	0	0	0	1	0	12	0	0	14	Yes
13.0699 Educational Assessment, Evaluation, and Research, Other	7 - Master's degree	1	Men	0	0	0	0	0	0	0	0	0	0	
			Women	0	0	0	0	0	0	9	0	0	9	
			Total	0	0	0	0	0	0	9	0	0	9	Yes
13.1001 Special Education and Teaching, General	5 - Bachelor's degree	1	Men	0	0	0	0	3	0	5	0	0	8	
			Women	0	1	0	0	1	0	5	0	0	7	
			Total	0	1	0	0	4	0	10	0	0	15	No
13.1001 Special Education and Teaching, General	7 - Master's degree	1	Men	0	0	0	0	0	0	1	0	0	1	
			Women	1	0	0	0	3	0	7	0	0	11	
			Total	1	0	0	0	3	0	8	0	0	12	No
13.1015 Education/Teaching of Individuals in Early Childhood Special Education Programs	5 - Bachelor's degree	1	Men	0	0	0	0	0	0	4	0	0	4	
			Women	0	0	0	0	4	1	75	0	0	80	
			Total	0	0	0	0	4	1	79	0	0	84	No
13.1015 Education/Teaching of Individuals in Early Childhood Special Education Programs	7 - Master's degree	1	Men	0	0	0	0	0	0	0	0	0	0	
			Women	0	0	0	0	0	0	0	0	1	1	
			Total	0	0	0	0	0	0	0	0	1	1	No
13.1101 Counselor Education/School Counseling and Guidance Services	7 - Master's degree	1	Men	0	0	0	0	3	0	0	1	0	4	
			Women	0	0	0	0	2	0	8	0	0	10	
			Total	0	0	0	0	5	0	8	1	0	14	No
13.1202 Elementary Education and Teaching	7 - Master's degree	1	Men	0	0	0	0	0	0	0	0	0	0	
			Women	0	0	0	0	0	0	1	0	0	1	
			Total	0	0	0	0	0	0	1	0	0	1	No
13.1203 Junior High/Intermediate/Middle School Education and Teaching	5 - Bachelor's degree	1	Men	0	0	0	0	0	0	4	0	0	4	
			Women	0	2	0	0	0	0	15	2	0	19	
			Total	0	2	0	0	0	0	19	2	0	23	No
13.1205 Secondary Education and Teaching	17 - Doctor's degree - research / scholarship	1	Men	0	0	0	0	0	0	0	0	0	0	
			Women	0	0	0	0	0	0	2	0	0	2	
			Total	0	0	0	0	0	0	2	0	0	2	No
13.1210 Early Childhood Education and Teaching	5 - Bachelor's degree	1	Men	0	0	0	0	0	0	0	0	0	0	
			Women	0	0	0	1	0	0	4	0	0	5	
			Total	0	0	0	1	0	0	4	0	0	5	No
13.1302 Art Teacher Education	5 - Bachelor's degree	1	Men	0	0	0	0	0	0	0	0	0	0	
			Women	0	0	0	0	0	0	5	0	1	6	
			Total	0	0	0	0	0	0	5	0	1	6	No
13.1302 Art Teacher Education	7 - Master's degree	1	Men	0	0	0	0	0	0	0	0	0	0	
			Women	0	0	0	0	0	0	4	0	0	4	
			Total	0	0	0	0	0	0	4	0	0	4	No
13.1305	5 - Bachelor's degree	1	Men	0	0	0	0	1	0	4	0	0	5	
			Women	0	0	0	0	0	0	7	0	0	7	

CIPCODE	Award Level	Major	Gender	Non Resident Alien	Hispanic / Latino	American Indian or Alaska Native	Asian	Black or African American	Native Hawaiian or Other Pacific Islander	White	Two or more Races	Race/ ethnicity unknown	Total	distance education program		
14.0101 Engineering, General	7 - Master's degree	1	Total	0	0	0	0	1	0	1	0	0	2	No		
			Men	0	0	0	0	0	0	0	3	0	0	3		
			Women	1	1	0	0	0	0	0	0	1	0	0	3	
			Total	1	1	0	0	0	0	0	3	1	0	0	6	No
14.0201 Aerospace, Aeronautical and Astronautical/Space Engineering	5 - Bachelor's degree	1	Men	0	0	0	0	0	0	9	0	0	9			
			Women	0	0	0	0	0	0	1	0	0	0	1		
			Total	0	0	0	0	0	0	10	0	0	0	10	No	
14.0501 Bioengineering and Biomedical Engineering	5 - Bachelor's degree	1	Men	6	3	0	0	0	0	35	1	0	45			
			Women	2	0	0	0	2	0	25	2	0	0	31		
			Total	8	3	0	0	2	0	60	3	0	0	76	No	
14.0501 Bioengineering and Biomedical Engineering	7 - Master's degree	1	Men	0	0	0	0	0	0	0	0	0	0			
			Women	2	0	0	0	0	0	0	0	0	0	2		
			Total	2	0	0	0	0	0	0	0	0	0	2	No	
14.0501 Bioengineering and Biomedical Engineering	17 - Doctor's degree - research / scholarship	1	Men	3	0	0	1	0	0	2	0	0	6			
			Women	1	0	0	0	0	0	1	0	0	0	2		
			Total	4	0	0	1	0	0	3	0	0	0	8	No	
14.0701 Chemical Engineering	1 - Awards of less than 1 academic year	1	Men	5	0	0	2	0	0	20	1	1	29			
			Women	0	1	0	1	0	0	5	0	0	0	7		
			Total	5	1	0	3	0	0	25	1	1	1	36	No	
14.0701 Chemical Engineering	5 - Bachelor's degree	1	Men	9	0	0	3	1	0	44	1	1	59			
			Women	0	1	0	2	0	0	14	0	0	0	17		
			Total	9	1	0	5	1	0	58	1	1	1	76	No	
14.0701 Chemical Engineering	7 - Master's degree	1	Men	1	0	0	0	1	0	0	0	0	2			
			Women	4	0	0	0	0	0	0	0	0	0	4		
			Total	5	0	0	0	1	0	0	0	0	0	6	No	
14.0701 Chemical Engineering	17 - Doctor's degree - research / scholarship	1	Men	7	0	0	0	0	0	0	0	0	7			
			Women	4	0	0	0	0	0	0	0	0	0	4		
			Total	11	0	0	0	0	0	0	0	0	0	11	No	
14.0801 Civil Engineering, General	5 - Bachelor's degree	1	Men	5	1	0	0	1	0	33	0	1	41			
			Women	1	0	1	0	1	0	10	2	0	0	15		
			Total	6	1	1	0	2	0	43	2	1	1	56	No	
14.0801 Civil Engineering, General	7 - Master's degree	1	Men	5	0	0	0	0	0	7	0	0	12			
			Women	1	0	0	0	0	0	1	0	0	0	2		
			Total	6	0	0	0	0	0	8	0	0	0	14	No	
14.0801 Civil Engineering, General	17 - Doctor's degree - research / scholarship	1	Men	4	0	0	0	0	0	0	0	1	5			
			Women	1	0	0	1	0	0	1	0	0	0	3		
			Total	5	0	0	1	0	0	1	0	1	1	8	No	
14.0901 Computer Engineering, General	5 - Bachelor's degree	1	Men	0	0	0	1	0	0	17	0	0	18			
			Women	0	1	0	0	0	0	5	0	0	0	6		
			Total	0	1	0	1	0	0	22	0	0	0	24	No	
14.1001 Electrical and Electronics Engineerin	5 - Bachelor's degree	1	Men	0	0	0	0	0	0	49	1	0	50			
			Women	0	0	0	0	0	0	8	1	0	0	9		
			Total	0	0	0	0	0	0	57	2	0	0	59	No	
14.1001 Electrical and Electronics Engineerin	7 - Master's degree	1	Men	12	0	0	0	0	0	3	0	0	15			
			Women	4	0	0	0	0	0	0	0	0	0	4		
			Total	16	0	0	0	0	0	3	0	0	0	19	No	

CIPCODE	Award Level	Major	Gender	Non Resident Alien	Hispanic / Latino	American Indian or Alaska Native	Asian	Black or African American	Native Hawaiian or Other Pacific Islander	White	Two or more Races	Race/ ethnicity unknown	Total	distance education program	
14.1001 Electrical and Electronics Engineerin	17 - Doctor's degree - research / scholarship	1	Men	3	0	0	0	0	0	0	0	0	3		
			Women	1	0	0	0	0	0	0	0	0	1		
			Total	4	0	0	0	0	0	0	0	0	0	4	No
14.1901 Mechanical Engineering	5 - Bachelor's degree	1	Men	13	4	0	3	2	0	130	4	4	160		
			Women	2	2	0	1	0	0	31	0	1	37		
			Total	15	6	0	4	2	0	161	4	5	197	No	
14.1901 Mechanical Engineering	7 - Master's degree	1	Men	13	0	0	0	0	0	4	1	0	18		
			Women	1	0	0	0	1	0	1	0	0	3		
			Total	14	0	0	0	1	0	5	1	0	21	No	
14.1901 Mechanical Engineering	17 - Doctor's degree - research / scholarship	1	Men	14	0	0	0	0	0	4	0	0	18		
			Women	1	0	0	0	0	0	0	0	0	1		
			Total	15	0	0	0	0	0	4	0	0	19	No	
14.2301 Nuclear Engineering	6 - Postbaccalaureate certificates	1	Men	1	0	0	0	0	0	0	0	0	1		
			Women	0	0	0	0	0	0	0	0	0	0		
			Total	1	0	0	0	0	0	0	0	0	0	1	No
14.3201 Polymer/Plastics Engineering	1 - Awards of less than 1 academic year	1	Men	0	0	0	0	0	0	0	0	0	0		
			Women	1	0	0	0	0	0	0	0	0	0	1	
			Total	1	0	0	0	0	0	0	0	0	0	1	No
14.3201 Polymer/Plastics Engineering	7 - Master's degree	1	Men	17	0	0	0	0	0	3	1	0	21		
			Women	5	0	0	0	0	0	0	0	0	5		
			Total	22	0	0	0	0	0	3	1	0	26	No	
14.3201 Polymer/Plastics Engineering	17 - Doctor's degree - research / scholarship	1	Men	13	1	0	1	0	0	2	0	0	17		
			Women	3	0	0	0	0	0	0	0	0	3		
			Total	16	1	0	1	0	0	2	0	0	20	No	
15.0303 Electrical, Electronic and Communications Engineering Technology/Technician	1 - Awards of less than 1 academic year	1	Men	0	0	0	1	0	0	0	0	0	1		
			Women	0	0	0	0	0	0	0	0	0	0		
			Total	0	0	0	1	0	0	0	0	0	0	1	No
15.0303 Electrical, Electronic and Communications Engineering Technology/Technician	3 - Associate's degree	1	Men	5	1	0	0	1	0	9	1	1	18		
			Women	0	0	0	0	0	0	0	0	0	0		
			Total	5	1	0	0	1	0	9	1	1	18	No	
15.0303 Electrical, Electronic and Communications Engineering Technology/Technician	5 - Bachelor's degree	1	Men	5	0	0	2	1	0	7	0	1	16		
			Women	0	0	0	0	0	0	0	0	0	0		
			Total	5	0	0	2	1	0	7	0	1	16	No	
15.0613 Manufacturing Engineering Technology/Technician	3 - Associate's degree	1	Men	1	0	0	0	1	0	6	0	1	9		
			Women	0	0	0	0	1	0	1	0	0	2		
			Total	1	0	0	0	2	0	7	0	1	11	No	
15.0613 Manufacturing Engineering Technology/Technician	5 - Bachelor's degree	1	Men	0	0	0	0	1	0	5	0	2	8		
			Women	0	0	0	0	1	0	0	0	0	1		
			Total	0	0	0	0	2	0	5	0	2	9	No	
15.0615 Chemical Engineering Technology/Technician	1 - Awards of less than 1 academic year	1	Men	6	0	0	0	1	0	7	0	0	14		
			Women	0	0	0	0	0	0	0	0	0	0		
			Total	6	0	0	0	1	0	7	0	0	14	No	
15.0805	3 - Associate's degree	1	Men	5	1	0	1	2	0	44	2	1	56		
			Women	0	0	0	1	0	2	0	2	0	3		

CIPCODE	Award Level	Major	Gender	Non Resident Alien	Hispanic / Latino	American Indian or Alaska Native	Asian	Black or African American	Native Hawaiian or Other Pacific Islander	White	Two or more Races	Race/ ethnicity unknown	Total	distance education program
Mechanical Engineering/Mechanical Technology/Technician			Total	5	1	0	2	2	0	46	2	1	59	No
15.0805 Mechanical Engineering/Mechanical Technology/Technician	5 - Bachelor's degree	1	Men	2	1	0	2	1	0	39	1	0	46	
			Women	0	0	0	0	0	0	3	0	0	3	
			Total	2	1	0	2	1	0	42	1	0	49	No
15.1001 Construction Engineering Technology/Technician	1 - Awards of less than 1 academic year	1	Men	1	0	0	0	0	0	6	2	0	9	
			Women	0	0	0	0	0	0	0	0	0	0	
			Total	1	0	0	0	0	0	6	2	0	9	No
15.1001 Construction Engineering Technology/Technician	3 - Associate's degree	1	Men	0	0	0	0	2	0	24	2	0	28	
			Women	0	0	0	0	0	0	2	0	0	2	
			Total	0	0	0	0	2	0	26	2	0	30	No
15.1001 Construction Engineering Technology/Technician	5 - Bachelor's degree	1	Men	1	0	0	0	2	0	24	2	0	29	
			Women	0	0	0	0	0	0	2	0	0	2	
			Total	1	0	0	0	2	0	26	2	0	31	No
15.1102 Surveying Technology/Surveying	1 - Awards of less than 1 academic year	1	Men	0	0	0	1	0	0	18	0	1	20	
			Women	0	0	0	0	0	0	4	0	0	4	
			Total	0	0	0	1	0	0	22	0	1	24	No
15.1102 Surveying Technology/Surveying	3 - Associate's degree	1	Men	0	0	0	0	0	0	13	0	0	13	
			Women	0	0	0	0	0	0	0	0	0	0	
			Total	0	0	0	0	0	0	13	0	0	13	No
15.1102 Surveying Technology/Surveying	5 - Bachelor's degree	1	Men	0	1	0	0	0	0	6	0	0	7	
			Women	0	0	0	0	0	0	1	0	0	1	
			Total	0	1	0	0	0	0	7	0	0	8	No
15.9999 Engineering Technologies and Engineering-Related Fields, Other	3 - Associate's degree	1	Men	0	0	0	0	1	0	3	0	0	4	
			Women	0	0	0	0	0	0	0	0	0	0	
			Total	0	0	0	0	1	0	3	0	0	4	No
16.0102 Linguistics	1 - Awards of less than 1 academic year	1	Men	0	0	0	0	0	0	0	0	0	0	
			Women	0	0	0	0	0	0	1	0	0	1	
			Total	0	0	0	0	0	0	1	0	0	1	No
16.0901 French Language and Literature	5 - Bachelor's degree	2	Men	0	0	0	0	0	0	0	0	0	0	
			Women	0	0	0	0	1	0	1	0	0	2	
			Total	0	0	0	0	1	0	1	0	0	2	No
16.0905 Spanish Language and Literature	1 - Awards of less than 1 academic year	1	Men	0	0	0	0	1	0	1	0	0	2	
			Women	0	1	0	1	1	0	18	1	0	22	
			Total	0	1	0	1	2	0	19	1	0	24	No
16.0905 Spanish Language and Literature	5 - Bachelor's degree	1	Men	0	0	0	0	0	0	0	0	0	0	
			Women	0	0	0	0	1	0	3	0	0	4	
			Total	0	0	0	0	1	0	3	0	0	4	No
16.0905 Spanish Language and Literature	5 - Bachelor's degree	2	Men	0	0	0	0	0	0	3	0	0	3	
			Women	0	1	0	0	0	0	2	0	0	3	
			Total	0	1	0	0	0	0	5	0	0	6	No
16.1603 Sign Language Interpretation and Translation	1 - Awards of less than 1 academic year	1	Men	0	0	0	0	0	0	3	0	0	3	
			Women	0	0	0	0	3	0	10	2	0	15	
			Total	0	0	0	0	3	0	13	2	0	18	No

CIPCODE	Award Level	Major	Gender	Non Resident Alien	Hispanic / Latino	American Indian or Alaska Native	Asian	Black or African American	Native Hawaiian or Other Pacific Islander	White	Two or more Races	Race/ ethnicity unknown	Total	distance education program
23.0101 English Language and Literature, General	5 - Bachelor's degree	2	Men	0	0	0	0	0	0	0	0	0	0	
			Women	0	0	0	0	0	0	3	0	0	3	
			Total	0	0	0	0	0	0	3	0	0	3	No
23.1301 Writing, General	6 - Postbaccalaureate certificates	1	Men	0	0	0	0	0	0	0	0	0	0	
			Women	0	0	0	0	0	0	1	0	0	1	
			Total	0	0	0	0	0	0	1	0	0	1	No
23.1301 Writing, General	7 - Master's degree	1	Men	0	0	0	0	0	0	0	0	0	0	
			Women	0	0	0	0	0	0	1	0	0	1	
			Total	0	0	0	0	0	0	1	0	0	1	No
23.1302 Creative Writing	7 - Master's degree	1	Men	0	0	0	0	0	0	2	0	0	2	
			Women	0	0	0	0	0	0	1	0	0	1	
			Total	0	0	0	0	0	0	3	0	0	3	No
23.1303 Professional, Technical, Business, and Scientific Writing	1 - Awards of less than 1 academic year	1	Men	0	0	0	0	0	0	0	0	0	0	
			Women	0	0	0	0	0	0	1	0	0	1	
			Total	0	0	0	0	0	0	1	0	0	1	No
24.0101 Liberal Arts and Sciences/Liberal Studies	3 - Associate's degree	1	Men	0	2	0	8	12	0	30	4	0	56	
			Women	0	1	0	5	32	0	47	6	2	93	
			Total	0	3	0	13	44	0	77	10	2	149	No
24.0101 Liberal Arts and Sciences/Liberal Studies	5 - Bachelor's degree	1	Men	0	0	0	0	4	0	13	1	0	18	
			Women	0	0	0	0	5	0	16	0	0	21	
			Total	0	0	0	0	9	0	29	1	0	39	No
26.0101 Biology/Biological Sciences, General	1 - Awards of less than 1 academic year	1	Men	0	0	0	0	0	0	2	0	0	2	
			Women	0	0	0	0	0	0	3	0	0	3	
			Total	0	0	0	0	0	0	5	0	0	5	No
26.0101 Biology/Biological Sciences, General	5 - Bachelor's degree	1	Men	0	0	0	0	1	0	35	1	1	38	
			Women	0	5	0	6	0	43	5	1	60		
			Total	0	5	0	6	1	78	6	2	98	No	
26.0101 Biology/Biological Sciences, General	6 - Postbaccalaureate certificates	1	Men	0	0	0	0	0	0	0	0	0	0	
			Women	0	0	0	0	0	0	1	0	0	1	
			Total	0	0	0	0	0	0	1	0	0	1	No
26.0101 Biology/Biological Sciences, General	7 - Master's degree	1	Men	0	0	0	0	0	0	2	0	0	2	
			Women	0	0	0	0	0	0	2	0	0	2	
			Total	0	0	0	0	0	0	4	0	0	4	No
26.0102 Biomedical Sciences, General	5 - Bachelor's degree	1	Men	0	0	0	1	0	0	1	0	0	2	
			Women	0	0	0	0	0	0	1	0	0	1	
			Total	0	0	0	1	0	0	2	0	0	3	No
26.0102 Biomedical Sciences, General	17 - Doctor's degree - research / scholarship	1	Men	0	0	0	1	0	0	1	0	0	2	
			Women	0	0	0	0	0	0	1	0	0	1	
			Total	0	0	0	1	0	0	2	0	0	3	No
26.0202 Biochemistry	5 - Bachelor's degree	1	Men	0	0	0	0	0	0	5	0	2	7	
			Women	0	0	0	0	0	0	13	0	1	14	
			Total	0	0	0	0	0	0	18	0	3	21	No
26.9999 Biological and Biomedical Sciences, Other	7 - Master's degree	1	Men	0	0	0	0	0	0	3	1	0	4	
			Women	1	1	0	1	0	0	7	0	0	10	
			Total	1	1	0	1	0	0	10	1	0	14	No
27.0101		1	Men	0	0	0	0	1	0	3	0	1	5	

CIPCODE	Award Level	Major	Gender	Non Resident Alien	Hispanic / Latino	American Indian or Alaska Native	Asian	Black or African American	Native Hawaiian or Other Pacific Islander	White	Two or more Races	Race/ ethnicity unknown	Total	distance education program
Mathematics, General	5 - Bachelor's degree		Women	0	0	0	0	0	0	3	0	0	3	
			Total	0	0	0	0	1	0	6	0	1	8	No
27.0101	7 - Master's degree		Men	0	0	0	0	0	0	1	0	0	1	
Mathematics, General		1	Women	0	0	0	0	0	0	1	0	0	1	
			Total	0	0	0	0	0	0	2	0	0	2	No
27.0301	1 - Awards of less than 1 academic year		Men	8	1	0	1	0	0	14	0	1	25	
Applied Mathematics, General		1	Women	0	0	0	0	0	0	1	0	0	1	
			Total	8	1	0	1	0	0	15	0	1	26	No
27.0301	5 - Bachelor's degree		Men	0	1	0	0	0	0	4	1	1	7	
Applied Mathematics, General		1	Women	0	0	0	0	0	0	3	1	0	4	
			Total	0	1	0	0	0	0	7	2	1	11	No
27.0301	7 - Master's degree		Men	0	1	0	0	0	0	1	0	0	2	
Applied Mathematics, General		1	Women	1	0	0	0	0	0	0	0	0	1	
			Total	1	1	0	0	0	0	1	0	0	3	No
27.0301	5 - Bachelor's degree		Men	0	0	0	0	0	0	1	1	0	2	
Applied Mathematics, General		2	Women	0	0	0	1	0	0	0	0	0	1	
			Total	0	0	0	1	0	0	1	1	0	3	No
27.0501	5 - Bachelor's degree		Men	0	0	0	0	1	0	7	0	0	8	
Statistics, General		1	Women	0	0	0	1	0	0	4	0	0	5	
			Total	0	0	0	1	1	0	11	0	0	13	No
27.0501	7 - Master's degree		Men	4	0	0	0	0	0	2	1	0	7	
Statistics, General		1	Women	0	0	0	0	0	0	0	0	0	0	
			Total	4	0	0	0	0	0	2	1	0	7	No
30.0801	5 - Bachelor's degree		Men	5	0	0	2	1	0	34	1	0	43	
Mathematics and Computer Science		1	Women	0	1	0	0	0	0	1	0	0	2	
			Total	5	1	0	2	1	0	35	1	0	45	No
30.0801	5 - Bachelor's degree		Men	0	1	0	0	0	0	1	0	0	2	
Mathematics and Computer Science		2	Women	0	0	0	0	0	0	0	0	0	0	
			Total	0	1	0	0	0	0	1	0	0	2	No
30.1101	1 - Awards of less than 1 academic year		Men	0	0	0	0	0	0	0	0	0	0	
Gerontology		1	Women	0	0	0	0	0	0	3	0	0	3	
			Total	0	0	0	0	0	0	3	0	0	3	No
30.1401	1 - Awards of less than 1 academic year		Men	0	0	0	0	0	0	1	0	0	1	
Museology/Museum Studies		1	Women	0	0	0	0	0	0	2	0	0	2	
			Total	0	0	0	0	0	0	3	0	0	3	No
30.2801	1 - Awards of less than 1 academic year		Men	0	0	0	0	0	0	1	0	0	1	
Dispute Resolution		1	Women	0	0	0	0	1	0	1	0	0	2	
			Total	0	0	0	0	1	0	2	0	0	3	No
30.9999	3 - Associate's degree		Men	0	0	0	0	1	0	5	0	0	6	
Multi-/Interdisciplinary Studies, Other		1	Women	0	0	0	0	1	0	0	0	0	1	
			Total	0	0	0	0	2	0	5	0	0	7	No
31.0504	1 - Awards of less than 1 academic year		Men	0	0	0	0	0	0	0	0	0	0	
Sport and Fitness Administration/Management		1	Women	0	1	0	0	0	0	0	1	0	2	
			Total	0	1	0	0	0	0	0	1	0	2	No
31.0504	5 - Bachelor's degree		Men	1	4	0	0	12	0	28	6	1	52	
		1	Women	0	0	0	1	2	0	5	0	0	8	

CIPCODE	Award Level	Major	Gender	Non Resident Alien	Hispanic / Latino	American Indian or Alaska Native	Asian	Black or African American	Native Hawaiian or Other Pacific Islander	White	Two or more Races	Race/ ethnicity unknown	Total	distance education program
Sport and Fitness Administration/Management			Total	1	4	0	1	14	0	33	6	1	60	No
31.0504	7 - Master's degree		Men	0	1	0	0	3	0	9	0	0	13	
Sport and Fitness Administration/Management		1	Women	0	0	0	0	2	0	6	0	0	8	
			Total	0	1	0	0	5	0	15	0	0	21	No
38.0101	5 - Bachelor's degree		Men	0	0	0	0	0	0	1	0	0	1	
Philosophy		1	Women	0	0	0	0	1	0	1	0	0	2	
			Total	0	0	0	0	1	0	2	0	0	3	No
40.0501	5 - Bachelor's degree		Men	1	0	0	1	0	0	10	1	0	13	
Chemistry, General		1	Women	0	1	0	0	0	0	3	1	1	6	
			Total	1	1	0	1	0	0	13	2	1	19	No
40.0501	7 - Master's degree		Men	0	0	0	0	0	0	4	0	0	4	
Chemistry, General		1	Women	2	0	0	0	0	0	2	0	0	4	
			Total	2	0	0	0	0	0	6	0	0	8	No
40.0501	17 - Doctor's degree - research / scholarship		Men	2	0	0	0	0	0	2	0	0	4	
Chemistry, General		1	Women	1	0	0	0	0	0	1	0	0	2	
			Total	3	0	0	0	0	0	3	0	0	6	No
40.0507	7 - Master's degree		Men	20	0	0	1	0	0	5	0	0	26	
Polymer Chemistry		1	Women	12	0	0	0	0	0	1	0	0	13	
			Total	32	0	0	1	0	0	6	0	0	39	No
40.0507	17 - Doctor's degree - research / scholarship		Men	14	0	0	0	1	0	3	0	0	18	
Polymer Chemistry		1	Women	3	0	0	0	0	0	2	0	0	5	
			Total	17	0	0	0	1	0	5	0	0	23	No
40.0601	5 - Bachelor's degree		Men	0	0	0	0	0	0	12	2	0	14	
Geology/Earth Science, General		1	Women	0	0	0	0	0	0	12	1	0	13	
			Total	0	0	0	0	0	0	24	3	0	27	No
40.0601	7 - Master's degree		Men	0	0	0	0	0	0	2	0	0	2	
Geology/Earth Science, General		1	Women	0	0	0	0	0	0	0	0	0	0	
			Total	0	0	0	0	0	0	2	0	0	2	No
40.0801	5 - Bachelor's degree		Men	0	0	0	0	0	0	3	0	0	3	
Physics, General		1	Women	0	0	0	0	0	0	2	0	0	2	
			Total	0	0	0	0	0	0	5	0	0	5	No
40.0801	7 - Master's degree		Men	2	0	0	0	0	0	3	0	0	5	
Physics, General		1	Women	1	0	0	0	0	0	0	0	0	1	
			Total	3	0	0	0	0	0	3	0	0	6	No
42.0101	5 - Bachelor's degree		Men	0	0	0	0	5	0	14	1	1	21	
Psychology, General		1	Women	1	2	0	2	21	0	46	2	1	75	
			Total	1	2	0	2	26	0	60	3	2	96	No
42.0101	5 - Bachelor's degree		Men	0	0	0	0	0	0	0	0	0	0	
Psychology, General		2	Women	0	0	0	0	0	0	1	0	0	1	
			Total	0	0	0	0	0	0	1	0	0	1	No
42.2803	7 - Master's degree		Men	0	0	0	0	0	0	0	0	0	0	
Counseling Psychology		1	Women	1	1	0	0	0	0	2	0	0	4	
			Total	1	1	0	0	0	0	2	0	0	4	No
42.2803			Men	0	0	0	0	1	0	1	0	0	2	
Counseling Psychology		1	Women	0	0	0	0	2	0	3	0	1	6	

CIPCODE	Award Level	Major	Gender	Non Resident Alien	Hispanic / Latino	American Indian or Alaska Native	Asian	Black or African American	Native Hawaiian or Other Pacific Islander	White	Two or more Races	Race/ ethnicity unknown	Total	distance education program
	17 - Doctor's degree - research / scholarship		Total	0	0	0	0	3	0	4	0	1	8	No
42.2804 Industrial and Organizational Psychology	7 - Master's degree	1	Men	0	0	0	0	0	0	4	0	0	4	
			Women	1	0	0	1	0	0	4	0	0	6	
			Total	1	0	0	1	0	0	8	0	0	10	No
42.2804 Industrial and Organizational Psychology	17 - Doctor's degree - research / scholarship	1	Men	0	0	0	0	0	0	0	0	0	0	
			Women	0	1	0	0	0	0	1	0	0	2	
			Total	0	1	0	0	0	0	1	0	0	2	No
42.2809 Geropsychology	7 - Master's degree	1	Men	0	0	0	0	0	0	1	0	0	1	
			Women	0	0	0	0	0	0	1	0	0	1	
			Total	0	0	0	0	0	0	2	0	0	2	No
43.0103 Criminal Justice/Law Enforcement Administration	3 - Associate's degree	1	Men	0	0	0	0	1	0	9	0	0	10	
			Women	0	0	0	0	1	0	1	0	0	2	
			Total	0	0	0	0	2	0	10	0	0	12	No
43.0104 Criminal Justice/Safety Studies	5 - Bachelor's degree	1	Men	1	0	0	1	6	0	25	2	0	35	
			Women	0	0	0	3	3	0	11	1	0	18	
			Total	1	0	0	4	9	0	36	3	0	53	No
43.0106 Forensic Science and Technology	1 - Awards of less than 1 academic year	1	Men	0	0	0	0	0	0	0	0	0	0	
			Women	0	0	0	1	1	0	2	0	0	4	
			Total	0	0	0	1	1	0	2	0	0	4	No
43.0107 Criminal Justice/Police Science	3 - Associate's degree	1	Men	1	0	0	0	0	0	2	0	0	3	
			Women	0	0	0	0	0	0	1	0	0	1	
			Total	1	0	0	0	0	0	3	0	0	4	No
43.0120 Protective Services Operations	5 - Bachelor's degree	1	Men	0	0	0	0	0	0	1	0	0	1	
			Women	0	0	0	0	0	0	0	0	0	0	
			Total	0	0	0	0	0	0	1	0	0	1	No
43.0201 Fire Prevention and Safety Technology/Technician	3 - Associate's degree	1	Men	0	0	0	0	1	0	4	0	0	5	
			Women	0	0	0	0	0	0	1	0	0	1	
			Total	0	0	0	0	1	0	5	0	0	6	No
43.0299 Fire Protection, Other	5 - Bachelor's degree	1	Men	1	0	0	0	2	0	24	1	1	29	
			Women	0	1	0	0	0	0	7	0	0	8	
			Total	1	1	0	0	2	0	31	1	1	37	No
43.0302 Crisis/Emergency/Disaster Management	5 - Bachelor's degree	1	Men	0	0	0	0	0	0	1	0	0	1	
			Women	0	0	0	0	0	0	1	0	0	1	
			Total	0	0	0	0	0	0	2	0	0	2	No
44.0201 Community Organization and Advocacy	3 - Associate's degree	1	Men	0	0	0	0	1	0	0	0	0	1	
			Women	0	0	0	0	0	0	0	0	0	0	
			Total	0	0	0	0	1	0	0	0	0	1	No
44.0401 Public Administration	7 - Master's degree	1	Men	2	0	0	0	2	0	3	0	0	7	
			Women	2	0	0	0	0	0	6	1	0	9	
			Total	4	0	0	0	2	0	9	1	0	16	No
44.0401 Public Administration	17 - Doctor's degree - research / scholarship	1	Men	0	0	0	0	0	0	0	0	0	0	
			Women	0	0	0	0	2	0	0	0	0	2	
			Total	0	0	0	0	2	0	0	0	0	2	No
44.0701		1	Men	0	0	0	0	4	0	7	0	0	11	

CIPCODE	Award Level	Major	Gender	Non Resident Alien	Hispanic / Latino	American Indian or Alaska Native	Asian	Black or African American	Native Hawaiian or Other Pacific Islander	White	Two or more Races	Race/ ethnicity unknown	Total	distance education program
			Total	0	0	0	0	0	0	6	0	0	6	No
45.1001 Political Science and Government, General	5 - Bachelor's degree	1	Men	0	1	0	0	0	0	19	0	1	21	
			Women	0	1	0	0	4	0	10	1	0	16	
			Total	0	2	0	0	4	0	29	1	1	37	No
45.1001 Political Science and Government, General	7 - Master's degree	1	Men	0	0	0	0	0	0	0	0	0	0	
			Women	0	0	0	0	0	0	2	0	0	2	
			Total	0	0	0	0	0	0	2	0	0	2	No
45.1001 Political Science and Government, General	5 - Bachelor's degree	2	Men	0	0	0	0	0	0	1	0	0	1	
			Women	0	0	0	0	0	0	1	0	0	1	
			Total	0	0	0	0	0	0	2	0	0	2	No
45.1101 Sociology	5 - Bachelor's degree	1	Men	0	0	0	0	1	0	0	1	0	2	
			Women	0	0	0	0	3	0	3	0	0	6	
			Total	0	0	0	0	4	0	3	1	0	8	No
45.1101 Sociology	7 - Master's degree	1	Men	0	0	0	0	0	0	0	0	0	0	
			Women	0	0	0	0	1	0	0	0	0	1	
			Total	0	0	0	0	1	0	0	0	0	1	No
45.1101 Sociology	17 - Doctor's degree - research / scholarship	1	Men	0	0	0	0	0	0	0	0	0	0	
			Women	0	0	0	0	0	0	4	0	0	4	
			Total	0	0	0	0	0	0	4	0	0	4	No
45.1101 Sociology	5 - Bachelor's degree	2	Men	0	0	0	0	0	0	1	0	0	1	
			Women	0	0	0	0	0	0	0	1	0	1	
			Total	0	0	0	0	0	0	1	1	0	2	No
45.1201 Urban Studies/Affairs	7 - Master's degree	1	Men	0	0	0	0	0	0	0	0	0	0	
			Women	0	0	0	0	1	0	0	0	0	1	
			Total	0	0	0	0	1	0	0	0	0	1	No
45.9999 Social Sciences, Other	5 - Bachelor's degree	2	Men	0	0	0	0	0	0	0	0	0	0	
			Women	0	0	0	0	0	0	2	0	0	2	
			Total	0	0	0	0	0	0	2	0	0	2	No
50.0301 Dance, General	5 - Bachelor's degree	1	Men	0	0	0	0	0	0	0	0	0	0	
			Women	0	1	0	0	0	0	11	0	0	12	
			Total	0	1	0	0	0	0	11	0	0	12	No
50.0409 Graphic Design	5 - Bachelor's degree	1	Men	0	0	0	0	0	0	9	0	0	9	
			Women	1	0	0	1	1	0	19	1	0	23	
			Total	1	0	0	1	1	0	28	1	0	32	No
50.0501 Drama and Dramatics/Theatre Arts, General	5 - Bachelor's degree	1	Men	0	0	0	0	0	0	1	0	0	1	
			Women	0	0	0	0	0	0	0	0	0	0	
			Total	0	0	0	0	0	0	1	0	0	1	No
50.0605 Photography	5 - Bachelor's degree	1	Men	0	0	0	0	0	0	2	0	0	2	
			Women	0	0	0	0	0	0	2	0	0	2	
			Total	0	0	0	0	0	0	4	0	0	4	No
50.0702 Fine/Studio Arts, General	5 - Bachelor's degree	1	Men	0	0	0	0	1	0	1	1	0	3	
			Women	0	0	0	0	0	0	12	0	0	12	
			Total	0	0	0	0	1	0	13	1	0	15	No
50.0710 Printmaking	5 - Bachelor's degree	1	Men	0	0	0	0	0	0	1	0	0	1	
			Women	0	0	0	0	0	0	0	0	0	0	
			Total	0	0	0	0	0	0	1	0	0	1	No

CIPCODE	Award Level	Major	Gender	Non Resident Alien	Hispanic / Latino	American Indian or Alaska Native	Asian	Black or African American	Native Hawaiian or Other Pacific Islander	White	Two or more Races	Race/ ethnicity unknown	Total	distance education program
50.0799 Fine Arts and Art Studies, Other	5 - Bachelor's degree	1	Men	0	0	0	0	0	0	0	0	0	0	
			Women	0	0	0	0	0	0	4	0	0	4	
			Total	0	0	0	0	0	0	4	0	0	4	No
50.0901 Music, General	5 - Bachelor's degree	1	Men	0	0	0	0	0	0	4	0	0	4	
			Women	0	0	0	0	0	0	3	0	0	3	
			Total	0	0	0	0	0	0	7	0	0	7	No
50.0901 Music, General	7 - Master's degree	1	Men	0	0	0	0	0	0	1	0	0	1	
			Women	0	0	0	0	0	0	0	0	0	0	
			Total	0	0	0	0	0	0	1	0	0	1	No
50.0901 Music, General	5 - Bachelor's degree	2	Men	0	0	0	0	0	0	0	0	0	0	
			Women	0	0	0	0	0	0	1	0	0	1	
			Total	0	0	0	0	0	0	1	0	0	1	No
50.0903 Music Performance, General	5 - Bachelor's degree	1	Men	0	0	0	0	1	0	5	0	0	6	
			Women	0	0	0	1	0	0	1	0	0	2	
			Total	0	0	0	1	1	0	6	0	0	8	No
50.0903 Music Performance, General	7 - Master's degree	1	Men	0	0	0	0	0	0	3	0	0	3	
			Women	2	0	0	0	0	0	2	0	0	4	
			Total	2	0	0	0	0	0	5	0	0	7	No
50.0904 Music Theory and Composition	5 - Bachelor's degree	1	Men	0	0	0	0	0	0	1	0	0	1	
			Women	0	0	0	0	0	0	0	0	0	0	
			Total	0	0	0	0	0	0	1	0	0	1	No
50.0907 Keyboard Instruments	7 - Master's degree	1	Men	0	0	0	0	0	0	1	0	0	1	
			Women	0	0	0	0	0	0	0	0	0	0	
			Total	0	0	0	0	0	0	1	0	0	1	No
50.0908 Voice and Opera	7 - Master's degree	1	Men	0	0	0	0	0	0	0	0	0	0	
			Women	0	0	0	0	0	0	2	0	0	2	
			Total	0	0	0	0	0	0	2	0	0	2	No
50.0910 Jazz/Jazz Studies	5 - Bachelor's degree	1	Men	0	0	0	0	0	0	1	0	0	1	
			Women	0	0	0	0	0	0	0	0	0	0	
			Total	0	0	0	0	0	0	1	0	0	1	No
50.0911 Stringed Instruments	7 - Master's degree	1	Men	0	1	0	0	0	0	0	0	0	1	
			Women	0	0	0	0	0	0	0	0	0	0	
			Total	0	1	0	0	0	0	0	0	0	1	No
50.1004 Theatre/Theatre Arts Management	7 - Master's degree	1	Men	1	0	0	0	0	0	0	1	0	2	
			Women	1	0	0	0	0	0	1	0	0	2	
			Total	2	0	0	0	0	0	1	1	0	4	No
51.0201 Communication Sciences and Disorders, General	5 - Bachelor's degree	1	Men	0	0	0	0	0	0	1	0	0	1	
			Women	0	0	0	0	1	0	13	0	3	17	
			Total	0	0	0	0	1	0	14	0	3	18	No
51.0202 Audiology/Audiologist	18 - Doctor's degree - professional practice	1	Men	0	0	0	1	0	0	0	0	0	1	
			Women	0	1	0	0	0	0	7	0	0	8	
			Total	0	1	0	1	0	0	7	0	0	9	Yes
51.0204 Audiology/Audiologist and Speech-Language Pathology/Pathologist	1 - Awards of less than 1 academic year	1	Men	0	0	0	0	0	0	0	0	0	0	
			Women	0	0	0	0	0	0	8	1	0	9	
			Total	0	0	0	0	0	0	8	1	0	9	Yes

CIPCODE	Award Level	Major	Gender	Non Resident Alien	Hispanic / Latino	American Indian or Alaska Native	Asian	Black or African American	Native Hawaiian or Other Pacific Islander	White	Two or more Races	Race/ ethnicity unknown	Total	distance education program
51.0204 Audiology/Audiologist and Speech-Language Pathology/Pathologist	7 - Master's degree	1	Men	0	0	0	0	0	0	1	0	0	1	
			Women	0	1	0	0	0	0	48	1	0	50	
			Total	0	1	0	0	0	0	0	49	1	0	51
51.0701 Health/Health Care Administration/Management	7 - Master's degree	1	Men	0	0	0	0	1	0	3	0	0	4	
			Women	0	0	0	0	0	0	1	0	0	1	
			Total	0	0	0	0	1	0	4	0	0	5	No
51.0705 Medical Office Management/Administration	1 - Awards of less than 1 academic year	1	Men	0	0	0	0	1	0	1	0	0	2	
			Women	0	1	0	0	4	0	6	0	0	11	
			Total	0	1	0	0	5	0	7	0	0	13	No
51.0801 Medical/Clinical Assistant	3 - Associate's degree	1	Men	0	0	0	0	1	0	1	0	0	2	
			Women	0	1	0	0	5	0	6	0	0	12	
			Total	0	1	0	0	6	0	7	0	0	14	No
51.0904 Emergency Medical Technology/Technician (EMT Paramedic)	3 - Associate's degree	1	Men	0	0	0	0	2	0	3	1	0	6	
			Women	0	0	0	0	0	0	1	0	0	1	
			Total	0	0	0	0	2	0	4	1	0	7	No
51.0907 Medical Radiologic Technology/Science - Radiation Therapist	3 - Associate's degree	1	Men	0	0	0	0	0	0	3	0	0	3	
			Women	0	1	0	0	0	0	17	0	0	18	
			Total	0	1	0	0	0	0	20	0	0	21	No
51.0908 Respiratory Care Therapy/Therapist	5 - Bachelor's degree	1	Men	3	0	0	0	1	0	3	0	1	8	
			Women	0	0	0	1	1	0	5	0	0	7	
			Total	3	0	0	1	2	0	8	0	1	15	No
51.0909 Surgical Technology/Technologist	3 - Associate's degree	1	Men	0	0	0	0	0	0	2	0	0	2	
			Women	0	2	0	0	1	0	12	0	0	15	
			Total	0	2	0	0	1	0	14	0	0	17	No
51.0913 Athletic Training/Trainer	5 - Bachelor's degree	1	Men	1	0	0	1	0	0	2	0	0	4	
			Women	0	0	0	1	1	0	7	1	0	10	
			Total	1	0	0	2	1	0	9	1	0	14	No
51.1102 Pre-Medicine/Pre-Medical Studies	5 - Bachelor's degree	1	Men	0	0	0	9	0	0	5	0	1	15	
			Women	0	0	0	12	1	1	6	1	0	21	
			Total	0	0	0	21	1	1	11	1	1	36	No
51.1109 Pre-Physical Therapy Studies	5 - Bachelor's degree	1	Men	0	1	0	2	1	0	12	0	0	16	
			Women	0	0	0	1	4	0	19	2	0	26	
			Total	0	1	0	3	5	0	31	2	0	42	No
51.1501 Substance Abuse/Addiction Counseling	1 - Awards of less than 1 academic year	1	Men	0	0	0	0	0	0	0	0	0	0	
			Women	0	0	0	0	0	0	2	0	0	2	
			Total	0	0	0	0	0	0	2	0	0	2	No
51.1505 Marriage and Family Therapy/Counseling	7 - Master's degree	1	Men	0	0	0	0	0	0	2	0	0	2	
			Women	1	1	0	0	1	0	17	0	0	20	
			Total	1	1	0	0	1	0	19	0	0	22	No
51.1505 Marriage and Family Therapy/Counseling	17 - Doctor's degree - research / scholarship	1	Men	0	0	0	0	0	0	1	0	0	1	
			Women	0	0	0	0	0	0	1	0	0	1	
			Total	0	0	0	0	0	0	2	0	0	2	No
51.1508	7 - Master's degree	1	Men	0	0	0	0	0	0	3	0	0	3	
			Women	0	2	0	1	3	0	13	0	0	19	

CIPCODE	Award Level	Major	Gender	Non Resident Alien	Hispanic / Latino	American Indian or Alaska Native	Asian	Black or African American	Native Hawaiian or Other Pacific Islander	White	Two or more Races	Race/ ethnicity unknown	Total	distance education program
Mental Health Counseling/Counselor			Total	0	2	0	1	3	0	16	0	0	22	No
51.1599	17 - Doctor's degree - research / scholarship	1	Men	0	0	0	0	0	0	0	0	0	0	
			Women	0	0	0	0	1	0	3	0	0	4	
			Total	0	0	0	0	1	0	3	0	0	4	No
51.2201	7 - Master's degree	1	Men	0	0	0	0	0	0	2	0	0	2	
			Women	0	0	0	0	0	0	2	0	0	2	
			Total	0	0	0	0	0	0	4	0	0	4	Yes
51.2311	5 - Bachelor's degree	1	Men	0	0	0	0	3	0	11	0	1	15	
			Women	0	2	0	0	2	0	23	3	0	30	
			Total	0	2	0	0	5	0	34	3	1	45	No
51.3102	5 - Bachelor's degree	1	Men	0	0	0	0	0	0	12	0	0	12	
			Women	2	0	0	0	0	0	26	0	0	28	
			Total	2	0	0	0	0	0	38	0	0	40	No
51.3801	5 - Bachelor's degree	1	Men	0	1	0	0	1	0	31	1	1	35	
			Women	1	1	0	3	5	0	158	5	4	177	
			Total	1	2	0	3	6	0	189	6	5	212	Yes
51.3801	6 - Postbaccalaureate certificates	1	Men	0	0	0	0	0	0	0	0	0	0	
			Women	0	0	0	0	0	0	5	0	0	5	
			Total	0	0	0	0	0	0	5	0	0	5	No
51.3801	7 - Master's degree	1	Men	0	2	0	0	0	0	17	0	1	20	
			Women	0	1	0	0	0	0	31	1	0	33	
			Total	0	3	0	0	0	0	48	1	1	53	No
51.3801	17 - Doctor's degree - research / scholarship	1	Men	0	0	0	0	0	0	0	0	0	0	
			Women	0	0	0	0	0	0	1	0	0	1	
			Total	0	0	0	0	0	0	1	0	0	1	No
51.3818	18 - Doctor's degree - professional practice	1	Men	0	0	0	0	0	0	3	0	0	3	
			Women	0	0	0	2	0	0	6	0	0	8	
			Total	0	0	0	2	0	0	9	0	0	11	No
51.3821	7 - Master's degree	1	Men	0	0	0	0	0	0	2	0	0	2	
			Women	1	0	0	1	1	0	8	0	0	11	
			Total	1	0	0	1	1	0	10	0	0	13	No
51.9999	3 - Associate's degree	1	Men	0	0	0	0	0	0	2	0	0	2	
			Women	0	0	0	0	0	0	0	1	0	1	
			Total	0	0	0	0	0	0	2	1	0	3	No
52.0201	1 - Awards of less than 1 academic year	1	Men	0	0	0	0	1	0	0	0	0	1	
			Women	0	0	0	0	0	0	3	1	0	4	
			Total	0	0	0	0	1	0	3	1	0	5	No
52.0201	3 - Associate's degree	1	Men	0	0	0	0	0	0	3	1	0	4	
			Women	0	0	0	0	2	0	7	0	0	9	
			Total	0	0	0	0	2	0	10	1	0	13	No
52.0201	5 - Bachelor's degree	1	Men	0	0	0	0	0	0	12	0	0	12	
			Women	0	0	0	0	1	0	11	0	0	12	
			Total	0	0	0	0	1	0	23	0	0	24	No
52.0201	7 - Master's degree	1	Men	1	0	0	0	0	0	11	0	0	12	

CIPCODE	Award Level	Major	Gender	Non Resident Alien	Hispanic / Latino	American Indian or Alaska Native	Asian	Black or African American	Native Hawaiian or Other Pacific Islander	White	Two or more Races	Race/ ethnicity unknown	Total	distance education program
Business Administration and Management, General			Women	1	0	0	0	0	0	2	0	0	3	
			Total	2	0	0	0	0	0	13	0	0	15	No
52.0203	7 - Master's degree	1	Men	0	0	0	0	0	0	0	0	0	0	
Logistics, Materials, and Supply Chain Management			Women	1	0	0	0	0	0	0	0	0	0	1
			Total	1	0	0	0	0	0	0	0	0	1	No
52.0204	1 - Awards of less than 1 academic year	1	Men	1	0	0	0	0	0	5	1	0	7	
Office Management and Supervision			Women	0	1	0	0	1	0	4	1	0	7	
			Total	1	1	0	0	1	0	9	2	0	14	No
52.0205	5 - Bachelor's degree	1	Men	0	1	0	2	0	0	29	0	1	33	
Operations Management and Supervision			Women	0	0	0	0	1	0	11	0	0	12	
			Total	0	1	0	2	1	0	40	0	1	45	No
52.0205	5 - Bachelor's degree	2	Men	0	0	0	0	0	0	0	0	0	0	
Operations Management and Supervision			Women	0	0	0	0	0	0	1	0	0	1	
			Total	0	0	0	0	0	0	1	0	0	1	No
52.0213	5 - Bachelor's degree	1	Men	1	3	1	2	21	0	43	1	2	74	
Organizational Leadership			Women	0	1	0	0	13	0	44	5	3	66	
			Total	1	4	1	2	34	0	87	6	5	140	No
52.0299	7 - Master's degree	1	Men	0	0	0	0	0	0	17	0	0	17	
Business Administration, Management and Operations, Other			Women	0	0	0	2	1	0	7	0	0	10	
			Total	0	0	0	2	1	0	24	0	0	27	No
52.0301	5 - Bachelor's degree	1	Men	2	1	0	0	3	0	51	1	0	58	
Accounting			Women	0	0	0	2	2	0	32	2	0	38	
			Total	2	1	0	2	5	0	83	3	0	96	No
52.0301	7 - Master's degree	1	Men	0	0	0	0	0	0	7	0	0	7	
Accounting			Women	2	0	0	0	0	0	5	0	0	7	
			Total	2	0	0	0	0	0	12	0	0	14	No
52.0302	1 - Awards of less than 1 academic year	1	Men	0	0	0	0	1	0	1	0	0	2	
Accounting			Women	0	0	0	0	0	0	0	0	0	0	
Technology/Technician and Bookkeeping			Total	0	0	0	0	1	0	1	0	0	2	No
52.0302	3 - Associate's degree	1	Men	0	0	0	0	0	0	0	0	0	0	
Accounting			Women	0	0	0	0	2	0	0	0	0	2	
Technology/Technician and Bookkeeping			Total	0	0	0	0	2	0	0	0	0	2	No
52.0399	7 - Master's degree	1	Men	0	0	0	0	0	0	0	0	0	0	
Accounting and Related Services, Other			Women	0	0	0	0	0	0	1	0	0	1	
			Total	0	0	0	0	0	0	1	0	0	1	No
52.0701	7 - Master's degree	1	Men	0	0	0	0	0	0	1	0	0	1	
Entrepreneurship/Entrepreneurial Studies			Women	0	0	0	0	0	0	0	0	0	0	
			Total	0	0	0	0	0	0	1	0	0	1	No
52.0703	1 - Awards of less than 1 academic year	1	Men	0	0	0	0	0	0	1	0	0	1	
Small Business Administration/Management			Women	0	0	0	0	0	0	0	0	0	0	
			Total	0	0	0	0	0	0	1	0	0	1	No
52.0703	3 - Associate's degree	1	Men	0	0	0	0	0	0	2	0	0	2	
Small Business Administration/Management			Women	0	0	0	0	0	0	1	0	0	1	
			Total	0	0	0	0	0	0	3	0	0	3	No

CIPCODE	Award Level	Major	Gender	Non Resident Alien	Hispanic / Latino	American Indian or Alaska Native	Asian	Black or African American	Native Hawaiian or Other Pacific Islander	White	Two or more Races	Race/ ethnicity unknown	Total	distance education program
52.0801 Finance, General	5 - Bachelor's degree	1	Men	2	0	0	2	0	0	24	2	0	30	
			Women	0	0	0	0	0	0	6	1	1	8	
			Total	2	0	0	2	0	0	30	3	1	38	No
52.0801 Finance, General	7 - Master's degree	1	Men	0	0	0	0	2	0	2	0	1	5	
			Women	0	0	0	1	1	0	1	0	0	3	
			Total	0	0	0	1	3	0	3	0	1	8	No
52.0804 Financial Planning and Services	1 - Awards of less than 1 academic year	1	Men	0	0	0	0	0	0	1	0	0	1	
			Women	0	0	0	0	0	0	0	0	0	0	
			Total	0	0	0	0	0	0	1	0	0	1	No
52.0804 Financial Planning and Services	5 - Bachelor's degree	1	Men	0	0	0	0	0	0	18	0	0	18	
			Women	0	0	0	2	0	0	3	0	0	5	
			Total	0	0	0	2	0	0	21	0	0	23	No
52.0804 Financial Planning and Services	5 - Bachelor's degree	2	Men	0	0	0	0	0	0	1	0	0	1	
			Women	0	0	0	0	0	0	2	0	0	2	
			Total	0	0	0	0	0	0	3	0	0	3	No
52.0899 Finance and Financial Management Services, Other	5 - Bachelor's degree	2	Men	1	0	0	0	0	0	3	0	0	4	
			Women	0	0	0	0	0	0	0	1	0	1	
			Total	1	0	0	0	0	0	3	1	0	5	No
52.0904 Hotel/Motel Administration/Management	3 - Associate's degree	1	Men	0	0	0	0	0	0	1	0	0	1	
			Women	0	0	0	0	1	0	3	0	0	4	
			Total	0	0	0	0	1	0	4	0	0	5	No
52.0905 Restaurant/Food Services Management	2 - Awards of at least 1 but less than 2 academic years	1	Men	0	0	0	0	0	0	0	0	0	0	
			Women	0	0	0	0	0	0	1	0	0	1	
			Total	0	0	0	0	0	0	1	0	0	1	No
52.0905 Restaurant/Food Services Management	3 - Associate's degree	1	Men	0	0	0	0	0	0	1	0	0	1	
			Women	0	0	0	0	0	0	0	0	0	0	
			Total	0	0	0	0	0	0	1	0	0	1	No
52.1001 Human Resources Management/Personnel Administration, General	5 - Bachelor's degree	1	Men	1	0	0	0	0	0	4	1	0	6	
			Women	1	0	0	1	1	0	21	0	1	25	
			Total	2	0	0	1	1	0	25	1	1	31	No
52.1101 International Business/Trade/Commerce	5 - Bachelor's degree	1	Men	0	1	0	0	0	0	1	0	1	3	
			Women	0	0	0	0	2	0	0	0	0	2	
			Total	0	1	0	0	2	0	1	0	1	5	No
52.1101 International Business/Trade/Commerce	5 - Bachelor's degree	2	Men	1	0	0	0	0	0	0	0	0	1	
			Women	0	0	0	0	0	0	0	0	1	1	
			Total	1	0	0	0	0	0	0	0	1	2	No
52.1299 Management Information Systems and Services, Other	7 - Master's degree	1	Men	0	1	0	0	0	0	0	0	0	1	
			Women	0	0	0	0	0	0	0	0	0	0	
			Total	0	1	0	0	0	0	0	0	0	1	No
52.1301 Management Science	7 - Master's degree	1	Men	1	0	0	0	0	0	1	0	0	2	
			Women	0	0	0	0	0	0	0	0	0	0	
			Total	1	0	0	0	0	0	1	0	0	2	No
52.1401 Marketing/Marketing Management, General	3 - Associate's degree	1	Men	0	0	0	0	1	0	0	0	0	1	
			Women	0	0	0	0	1	0	0	0	0	1	
			Total	0	0	0	0	2	0	0	0	0	2	No

CIPCODE	Award Level	Major	Gender	Non Resident Alien	Hispanic / Latino	American Indian or Alaska Native	Asian	Black or African American	Native Hawaiian or Other Pacific Islander	White	Two or more Races	Race/ ethnicity unknown	Total	distance education program
52.1401 Marketing/Marketing Management, General	5 - Bachelor's degree	1	Men	0	2	0	1	2	0	50	0	0	55	
			Women	0	0	0	3	3	0	31	1	1	39	
			Total	0	2	0	4	5	0	81	1	1	94	No
52.1401 Marketing/Marketing Management, General	7 - Master's degree	1	Men	0	0	0	0	0	0	3	0	0	3	
			Women	0	0	0	0	0	0	4	0	0	4	
			Total	0	0	0	0	0	0	7	0	0	7	No
52.1401 Marketing/Marketing Management, General	5 - Bachelor's degree	2	Men	0	1	0	0	1	0	3	0	0	5	
			Women	0	0	0	0	0	0	2	0	0	2	
			Total	0	1	0	0	1	0	5	0	0	7	No
52.1499 Marketing, Other	5 - Bachelor's degree	2	Men	0	0	0	0	0	0	5	0	0	5	
			Women	0	0	0	0	0	0	2	0	0	2	
			Total	0	0	0	0	0	0	7	0	0	7	No
52.1601 Taxation	7 - Master's degree	1	Men	0	0	0	0	0	0	12	0	0	12	
			Women	0	0	0	0	0	0	5	0	0	5	
			Total	0	0	0	0	0	0	17	0	0	17	Yes
52.1801 Sales, Distribution, and Marketing Operations, General	5 - Bachelor's degree	1	Men	0	0	0	0	0	0	24	0	0	24	
			Women	0	0	0	0	1	0	8	0	1	10	
			Total	0	0	0	0	1	0	32	0	1	34	No
52.1801 Sales, Distribution, and Marketing Operations, General	5 - Bachelor's degree	2	Men	0	0	0	0	0	0	7	0	0	7	
			Women	0	0	0	0	0	0	2	0	0	2	
			Total	0	0	0	0	0	0	9	0	0	9	No
52.1804 Selling Skills and Sales Operations	1 - Awards of less than 1 academic year	1	Men	0	1	0	1	0	0	8	0	0	10	
			Women	0	0	0	0	1	0	6	0	0	7	
			Total	0	1	0	1	1	0	14	0	0	17	No
52.1902 Fashion Merchandising	3 - Associate's degree	1	Men	0	0	0	0	0	0	1	0	0	1	
			Women	0	0	0	0	0	0	0	0	0	0	
			Total	0	0	0	0	0	0	1	0	0	1	No
54.0101 History, General	5 - Bachelor's degree	1	Men	0	0	0	0	0	0	10	0	0	10	
			Women	0	0	0	0	0	0	4	0	0	4	
			Total	0	0	0	0	0	0	14	0	0	14	No
54.0101 History, General	7 - Master's degree	1	Men	0	0	0	0	0	0	1	0	0	1	
			Women	0	0	0	0	0	0	2	0	0	2	
			Total	0	0	0	0	0	0	3	0	0	3	No
54.0101 History, General	5 - Bachelor's degree	2	Men	0	0	0	0	0	0	5	0	0	5	
			Women	0	0	0	0	0	0	5	1	0	6	
			Total	0	0	0	0	0	0	10	1	0	11	No
54.0106 Asian History	1 - Awards of less than 1 academic year	1	Men	0	0	0	0	0	0	0	0	0	0	
			Women	0	0	0	0	0	0	1	0	0	1	
			Total	0	0	0	0	0	0	1	0	0	1	No

99.0000 Summary Grand Totals	Award Level	Nonresident alien	Hispanic Latino	American Indian or Alaska Native	Asian	Black or African American	Native Hawaiian or Other Pacific Islander	White	Two or more Races	Race/ethnicity unknown	Total	PY Total
Post-Master's certificates												
Men		1	0	0	1	0	0	11	0	0	13	18
Women		0	0	0	0	2	0	14	1	1	18	22
Total		1	0	0	1	2	0	25	1	1	31	40
Doctor's degree - research / scholarship	17											
Men		60	1	0	3	2	0	18	0	1	85	82
Women		15	1	0	1	5	0	23	0	1	46	61
Total		75	2	0	4	7	0	41	0	2	131	143
Doctor's degree - professional practice	18											
Men		2	2	0	2	0	0	54	0	2	62	73
Women		0	3	0	2	1	0	75	3	3	87	71
Total		2	5	0	4	1	0	129	3	5	149	144

Grand Total Men		252	44	1	71	151	0	1745	65	41	2370	2418
Grand Total Women		97	60	2	74	240	3	1738	84	35	2333	2457
Grand Total		349	104	3	145	391	3	3483	149	76	4703	4875

PY Grand Total Men		287	48	4	52	174	2	1740	70	41		2418
PY Grand Total Women		137	43	0	74	249	1	1822	86	45		2457
PY Grand Total		424	91	4	126	423	3	3562	156	86		4875

Completions: total by second major

99.0000 Summary Grand Totals	Award Level	Nonresident alien	Hispanic Latino	American Indian or Alaska Native	Asian	Black or African American	Native Hawaiian or Other Pacific Islander	White	Two or more Races	Race/ethnicity unknown	Total	PY Total
Bachelor's degree	5											
Men		2	2	0	0	1	0	31	1	1	38	42

99.0000 Summary Grand Totals	Award Level	Nonresident alien	Hispanic Latino	American Indian or Alaska Native	Asian	Black or African American	Native Hawaiian or Other Pacific Islander	White	Two or more Races	Race/ethnicity unknown	Total	PY Total
Women		0	2	0	1	1	0	26	3	1	34	49
Total		2	4	0	1	2	0	57	4	2	72	91

Grand Total Men		2	2	0	0	1	0	31	1	1	38	42
Grand Total Women		0	2	0	1	1	0	26	3	1	34	49
Grand Total		2	4	0	1	2	0	57	4	2	72	91

PY Grand Total Men		0	2	0	1	3	0	31	3	2		42
PY Grand Total Women		0	0	0	2	0	0	45	2	0		49
PY Grand Total		0	2	0	3	3	0	76	5	2		91

All Completers

Institutions must report the following information. (Some data will be pre-populated from the completions by CIP code data.)

All Completers

Number of students by gender and race and ethnicity earning an award between July 1, 2018 and June 30, 2019. Count each student only once, regardless of how many awards he/she earned. The intent of this screen is to collect an unduplicated count of total numbers of *completers*.

- Report Hispanic/Latino individuals of any race as Hispanic/Latino
- Report race for non-Hispanic/Latino individuals only

	Men		Women		Total Students
	Number of Students	Total Awards	Number of Students	Total Awards	
<u>Nonresident alien</u>	223	252	96	97	319
<u>Hispanic/Latino</u>	41	44	55	60	96
<u>American Indian or Alaska Native</u>	1	1	2	2	3
<u>Asian</u>	60	71	70	74	130
<u>Black or African American</u>	138	151	211	240	349
<u>Native Hawaiian or Other Pacific Islander</u>	0	0	3	3	3
<u>White</u>	1,587	1,745	1,604	1,738	3,191
<u>Two or more races</u>	59	65	75	84	134
<u>Race and ethnicity unknown</u>	35	41	31	35	66
TOTAL	2,144	2,370	2,147	2,333	4,291
PY TOTAL	2,417		2,456		4,873

Completers by Level

Institutions must report the number of students who earned an award by level. This screen will be shown for each of the following consolidated award levels for which there is a reported completion:

- Postsecondary awards, certificates, or diplomas of less than 1 academic year
 - Less than 900 clock hours, or
 - Less than 30 SEMESTER or TRIMESTER credit hours, or
 - Less than 45 QUARTER credit hours
- Postsecondary awards, certificates, or diplomas of at least 1 but less than 4 academic years
 - 900 or more clock hours, or
 - 30 or more SEMESTER or TRIMESTER credit hours, or
 - 45 or more QUARTER credit hours
- Associate's degrees
- Bachelor's degrees
- Master's degrees
- Doctor's degrees
- Postbaccalaureate and post-master's certificates

Postsecondary award, certificate, or diploma of less than 1 academic year:

Less than 900 clock hours, or less than 30 semester or trimester credit hours, or less than 45 quarter credit hours

Number of students by gender, by race and ethnicity, and by age earning this award between July 1, 2018 and June 30, 2019. Each student should be counted once per award level. For example, if a student earned a master's degree and a doctor's degree, he/she should be counted once in master's and once in doctor's. A student earning two master's degrees should be counted only once.

- Report Hispanic/Latino individuals of any race as Hispanic/Latino
- Report race for non-Hispanic/Latino individuals only

	Number of Students	Total Awards
By Gender		
Men	<input type="text" value="128"/>	142
Women	<input type="text" value="152"/>	159
TOTAL	280	301
PY TOTAL	199	

By Race/Ethnicity

<u>Nonresident alien</u>	<input type="text" value="17"/>	22
<u>Hispanic/Latino</u>	<input type="text" value="9"/>	9

<u>American Indian or Alaska Native</u>	<input type="text"/>	0
<u>Asian</u>	<input type="text" value="9"/>	13
<u>Black or African American</u>	<input type="text" value="27"/>	27
<u>Native Hawaiian or Other Pacific Islander</u>	<input type="text"/>	0
<u>White</u>	<input type="text" value="201"/>	211
Two or more races	<input type="text" value="12"/>	14
<u>Race and ethnicity unknown</u>	<input type="text" value="5"/>	5
TOTAL	280	301

 **By Age**

Under 18	<input type="text"/>	
18-24	<input type="text" value="181"/>	
25-39	<input type="text" value="75"/>	
40 and Above	<input type="text" value="24"/>	
Age Unknown	<input type="text"/>	
TOTAL	280	301

Completers by Level


Institutions must report the number of students who earned an award by level. This screen will be shown for each of the following consolidated award levels for which there is a reported completion:

- Postsecondary awards, certificates, or diplomas of less than 1 academic year
 - Less than 900 clock hours, or
 - Less than 30 SEMESTER or TRIMESTER credit hours, or
 - Less than 45 QUARTER credit hours
- Postsecondary awards, certificates, or diplomas of at least 1 but less than 4 academic years
 - 900 or more clock hours, or
 - 30 or more SEMESTER or TRIMESTER credit hours, or
 - 45 or more QUARTER credit hours
- Associate's degrees
- Bachelor's degrees
- Master's degrees
- Doctor's degrees
- Postbaccalaureate and post-master's certificates

**Postsecondary award, certificate, or diploma of at least 1 but less than 4 academic years:
900 or more clock hours, or 30 or more semester or trimester credit hours, or 45 or more quarter credit hours**

Number of students by gender, by race and ethnicity, and by age earning this award between July 1, 2018 and June 30, 2019. Each student should be counted once per award level. For example, if a student earned a master's degree and a doctor's degree, he/she should be counted once in master's and once in doctor's. A student earning two master's degrees should be counted only once.

- Report Hispanic/Latino individuals of any race as Hispanic/Latino
- Report race for non-Hispanic/Latino individuals only

	Number of Students	Total Awards
By Gender		
Men	<input type="text"/>	0
Women	<input type="text" value="1"/>	1
TOTAL	 1	1
PY TOTAL	58	

By Race/Ethnicity

<u>Nonresident alien</u>	<input type="text"/>	0
<u>Hispanic/Latino</u>	<input type="text"/>	0

<u>American Indian or Alaska Native</u>	<input type="text"/>	0
<u>Asian</u>	<input type="text"/>	0
<u>Black or African American</u>	<input type="text"/>	0
<u>Native Hawaiian or Other Pacific Islander</u>	<input type="text"/>	0
<u>White</u>	1 <input type="text"/>	1
Two or more races	<input type="text"/>	0
<u>Race and ethnicity unknown</u>	<input type="text"/>	0
TOTAL	1	1

--	--	--

By Age		
Under 18	<input type="text"/>	
18-24	1 <input type="text"/>	
25-39	<input type="text"/>	
40 and Above	<input type="text"/>	
Age Unknown	<input type="text"/>	
TOTAL	1	1

Completers by Level

Institutions must report the number of students who earned an award by level. This screen will be shown for each of the following consolidated award levels for which there is a reported completion:

- Postsecondary awards, certificates, or diplomas of less than 1 academic year
 - Less than 900 clock hours, or
 - Less than 30 SEMESTER or TRIMESTER credit hours, or
 - Less than 45 QUARTER credit hours
- Postsecondary awards, certificates, or diplomas of at least 1 but less than 4 academic years
 - 900 or more clock hours, or
 - 30 or more SEMESTER or TRIMESTER credit hours, or
 - 45 or more QUARTER credit hours
- Associate's degrees
- Bachelor's degrees
- Master's degrees
- Doctor's degrees
- Postbaccalaureate and post-master's certificates

Associate's degrees

Number of students by gender, by race and ethnicity, and by age earning this award between July 1, 2018 and June 30, 2019. Each student should be counted once per award level. For example, if a student earned a master's degree and a doctor's degree, he/she should be counted once in master's and once in doctor's. A student earning two master's degrees should be counted only once.

- Report Hispanic/Latino individuals of any race as Hispanic/Latino
- Report race for non-Hispanic/Latino individuals only

	Number of Students	Total Awards
By Gender		
Men	<input type="text" value="266"/>	270
Women	<input type="text" value="184"/>	186
TOTAL	450	456
PY TOTAL	492	

By Race/Ethnicity

<u>Nonresident alien</u>	<input type="text" value="12"/>	12
<u>Hispanic/Latino</u>	<input type="text" value="10"/>	10
<u>American Indian or Alaska Native</u>	<input type="text"/>	0

<u>Asian</u>	<input type="text" value="19"/>	19
<u>Black or African American</u>	<input type="text" value="77"/>	78
<u>Native Hawaiian or Other Pacific Islander</u>	<input type="text"/>	0
<u>White</u>	<input type="text" value="307"/>	311
Two or more races	<input type="text" value="19"/>	19
<u>Race and ethnicity unknown</u>	<input type="text" value="6"/>	7
TOTAL	450	456

 **By Age**

Under 18	<input type="text" value="1"/>	
18-24	<input type="text" value="305"/>	
25-39	<input type="text" value="114"/>	
40 and Above	<input type="text" value="30"/>	
Age Unknown	<input type="text"/>	
TOTAL	450	456

Completers by Level

Institutions must report the number of students who earned an award by level. This screen will be shown for each of the following consolidated award levels for which there is a reported completion:

- Postsecondary awards, certificates, or diplomas of less than 1 academic year
 - Less than 900 clock hours, or
 - Less than 30 SEMESTER or TRIMESTER credit hours, or
 - Less than 45 QUARTER credit hours
- Postsecondary awards, certificates, or diplomas of at least 1 but less than 4 academic years
 - 900 or more clock hours, or
 - 30 or more SEMESTER or TRIMESTER credit hours, or
 - 45 or more QUARTER credit hours
- Associate's degrees
- Bachelor's degrees
- Master's degrees
- Doctor's degrees
- Postbaccalaureate and post-master's certificates

Bachelor's degrees

Number of students by gender, by race and ethnicity, and by age earning this award between July 1, 2018 and June 30, 2019. Each student should be counted once per award level. For example, if a student earned a master's degree and a doctor's degree, he/she should be counted once in master's and once in doctor's. A student earning two master's degrees should be counted only once.


- Report Hispanic/Latino individuals of any race as Hispanic/Latino
- Report race for non-Hispanic/Latino individuals only

	Number of Students	Total Awards
By Gender		
Men	1,452	1,470
Women	1,361	1,383
TOTAL	2,813	2,853
PY TOTAL	2,887	

By Race/Ethnicity

<u>Nonresident alien</u>	75	75
<u>Hispanic/Latino</u>	60	61
<u>American Indian or Alaska Native</u>	3	3

<u>Asian</u>	<input type="text" value="92"/>	92
<u>Black or African American</u>	<input type="text" value="216"/>	221
<u>Native Hawaiian or Other Pacific Islander</u>	<input type="text" value="3"/>	3
<u>White</u>	<input type="text" value="2,217"/>	2,249
Two or more races	<input type="text" value="94"/>	96
<u>Race and ethnicity unknown</u>	<input type="text" value="53"/>	53
TOTAL	2,813	2,853



By Age		
Under 18	<input type="text"/>	
18-24	<input type="text" value="2,027"/>	
25-39	<input type="text" value="676"/>	
40 and Above	<input type="text" value="110"/>	
Age Unknown	<input type="text"/>	
TOTAL	2,813	2,853

Completers by Level

Institutions must report the number of students who earned an award by level. This screen will be shown for each of the following consolidated award levels for which there is a reported completion:

- Postsecondary awards, certificates, or diplomas of less than 1 academic year
 - Less than 900 clock hours, or
 - Less than 30 SEMESTER or TRIMESTER credit hours, or
 - Less than 45 QUARTER credit hours
- Postsecondary awards, certificates, or diplomas of at least 1 but less than 4 academic years
 - 900 or more clock hours, or
 - 30 or more SEMESTER or TRIMESTER credit hours, or
 - 45 or more QUARTER credit hours
- Associate's degrees
- Bachelor's degrees
- Master's degrees
- Doctor's degrees
- Postbaccalaureate and post-master's certificates

Master's degrees

Number of students by gender, by race and ethnicity, and by age earning this award between July 1, 2018 and June 30, 2019. Each student should be counted once per award level. For example, if a student earned a master's degree and a doctor's degree, he/she should be counted once in master's and once in doctor's. A student earning two master's degrees should be counted only once.


- Report Hispanic/Latino individuals of any race as Hispanic/Latino
- Report race for non-Hispanic/Latino individuals only

	Number of Students	Total Awards
By Gender		
Men	<input type="text" value="325"/>	325
Women	<input type="text" value="446"/>	446
TOTAL	771	771
PY TOTAL	896	

By Race/Ethnicity

<u>Nonresident alien</u>	<input type="text" value="161"/>	161
<u>Hispanic/Latino</u>	<input type="text" value="17"/>	17
<u>American Indian or Alaska Native</u>	<input type="text" value=""/>	0

<u>Asian</u>	<input type="text" value="12"/>	12
<u>Black or African American</u>	<input type="text" value="55"/>	55
<u>Native Hawaiian or Other Pacific Islander</u>	<input type="text"/>	0
<u>White</u>	<input type="text" value="507"/>	507
Two or more races	<input type="text" value="16"/>	16
<u>Race and ethnicity unknown</u>	<input type="text" value="3"/>	3
TOTAL	771	771



By Age		
Under 18	<input type="text"/>	
18-24	<input type="text" value="141"/>	
25-39	<input type="text" value="534"/>	
40 and Above	<input type="text" value="96"/>	
Age Unknown	<input type="text"/>	
TOTAL	771	771

Completers by Level

Institutions must report the number of students who earned an award by level. This screen will be shown for each of the following consolidated award levels for which there is a reported completion:

- Postsecondary awards, certificates, or diplomas of less than 1 academic year
 - Less than 900 clock hours, or
 - Less than 30 SEMESTER or TRIMESTER credit hours, or
 - Less than 45 QUARTER credit hours
- Postsecondary awards, certificates, or diplomas of at least 1 but less than 4 academic years
 - 900 or more clock hours, or
 - 30 or more SEMESTER or TRIMESTER credit hours, or
 - 45 or more QUARTER credit hours
- Associate's degrees
- Bachelor's degrees
- Master's degrees
- Doctor's degrees
- Postbaccalaureate and post-master's certificates

Doctor's degrees

Number of students by gender, by race and ethnicity, and by age earning this award between July 1, 2018 and June 30, 2019. Each student should be counted once per award level. For example, if a student earned a master's degree and a doctor's degree, he/she should be counted once in master's and once in doctor's. A student earning two master's degrees should be counted only once.

- Report Hispanic/Latino individuals of any race as Hispanic/Latino
- Report race for non-Hispanic/Latino individuals only

	Number of Students	Total Awards
By Gender		
Men	<input type="text" value="147"/>	147
Women	<input type="text" value="133"/>	133
TOTAL	280	280
PY TOTAL	287	

By Race/Ethnicity

<u>Nonresident alien</u>	<input type="text" value="77"/>	77
<u>Hispanic/Latino</u>	<input type="text" value="7"/>	7
<u>American Indian or Alaska Native</u>	<input type="text" value=""/>	0

<u>Asian</u>	<input type="text" value="8"/>	8
<u>Black or African American</u>	<input type="text" value="8"/>	8
<u>Native Hawaiian or Other Pacific Islander</u>	<input type="text"/>	0
<u>White</u>	<input type="text" value="170"/>	170
Two or more races	<input type="text" value="3"/>	3
<u>Race and ethnicity unknown</u>	<input type="text" value="7"/>	7
TOTAL	280	280

By Age		
Under 18	<input type="text"/>	
18-24	<input type="text" value="5"/>	
25-39	<input type="text" value="240"/>	
40 and Above	<input type="text" value="35"/>	
Age Unknown	<input type="text"/>	
TOTAL	280	280

Completers by Level

Institutions must report the number of students who earned an award by level. This screen will be shown for each of the following consolidated award levels for which there is a reported completion:

- Postsecondary awards, certificates, or diplomas of less than 1 academic year
 - Less than 900 clock hours, or
 - Less than 30 SEMESTER or TRIMESTER credit hours, or
 - Less than 45 QUARTER credit hours
- Postsecondary awards, certificates, or diplomas of at least 1 but less than 4 academic years
 - 900 or more clock hours, or
 - 30 or more SEMESTER or TRIMESTER credit hours, or
 - 45 or more QUARTER credit hours
- Associate's degrees
- Bachelor's degrees
- Master's degrees
- Doctor's degrees
- Postbaccalaureate and post-master's certificates

**Postbaccalaureate
and post-master's
certificates**

Number of students by gender, by race and ethnicity, and by age earning this award between July 1, 2018 and June 30, 2019. Each student should be counted once per award level. For example, if a student earned a master's degree and a doctor's degree, he/she should be counted once in master's and once in doctor's. A student earning two master's degrees should be counted only once.

- Report Hispanic/Latino individuals of any race as Hispanic/Latino
- Report race for non-Hispanic/Latino individuals only

	Number of Students	Total Awards
By Gender		
Men	<input type="text" value="14"/>	16
Women	<input type="text" value="24"/>	25
TOTAL	38	41
PY TOTAL	56	

By Race/Ethnicity

<u>Nonresident alien</u>	<input type="text" value="2"/>	2
<u>Hispanic/Latino</u>	<input type="text"/>	0

<u>American Indian or Alaska Native</u>	<input type="text"/>	0
<u>Asian</u>	<input type="text" value="1"/>	1
<u>Black or African American</u>	<input type="text" value="1"/>	2
<u>Native Hawaiian or Other Pacific Islander</u>	<input type="text"/>	0
<u>White</u>	<input type="text" value="32"/>	34
Two or more races	<input type="text" value="1"/>	1
<u>Race and ethnicity unknown</u>	<input type="text" value="1"/>	1
TOTAL	38	41

 **By Age**

Under 18	<input type="text"/>	
18-24	<input type="text" value="1"/>	
25-39	<input type="text" value="32"/>	
40 and Above	<input type="text" value="5"/>	
Age Unknown	<input type="text"/>	
TOTAL	38	41

Prepared by

The name of the preparer is being collected so that we can follow up with the appropriate person in the event that there are questions concerning the data. The Keyholder will be copied on all email correspondence to other preparers.

The time it took to prepare this component is being collected so that we can continue to improve our estimate of the reporting burden associated with IPEDS. Please include in your estimate the time it took for you to review instructions, query and search data sources, complete and review the component, and submit the data through the Data Collection System.

Thank you for your assistance.

This survey component was prepared by:

<input checked="" type="radio"/>	Keyholder	<input type="radio"/>	SFA Contact	<input type="radio"/>	HR Contact
<input type="radio"/>	Finance Contact	<input type="radio"/>	Academic Library Contact	<input type="radio"/>	Other
Name:	<input type="text" value="Diane Maffei"/>				
Email:	<input type="text" value="maffei@uakron.edu"/>				

How many staff from your institution only were involved in the data collection and reporting process of this survey component?

<input type="text"/>	Number of Staff (including yourself)
----------------------	--------------------------------------

How many hours did you and others from your institution only spend on each of the steps below when responding to this survey component?

Exclude the hours spent collecting data for state and other reporting purposes.

Staff member	Collecting Data Needed		Revising Data to Match IPEDS Requirements		Entering Data		Revising and Locking Data	
Your office	<input type="text"/>	hours	<input type="text"/>	hours	<input type="text"/>	hours	<input type="text"/>	hours
Other offices	<input type="text"/>	hours	<input type="text"/>	hours	<input type="text"/>	hours	<input type="text"/>	hours

Summary

IPEDS collects important information regarding your institution. All data reported in IPEDS survey components become available in the IPEDS Data Center and appear as aggregated data in various Department of Education reports. Additionally, some of the reported data appears specifically for your institution through the College Navigator website and is included in your institution's Data Feedback Report (DFR). The purpose of this summary is to provide you an opportunity to view some of the data that, when accepted through the IPEDS quality control process, will appear on the College Navigator website and/or your DFR. College Navigator is updated approximately three months after the data collection period closes and Data Feedback Reports will be available through the [Data Center](#) and sent to your institution's CEO in November 2019.

Please review your data for accuracy. If you have questions about the data displayed below after reviewing the data reported on the survey screens, please contact the IPEDS Help Desk at: 1-877-225-2568 or ipedshelp@rti.org.

Summary of Completions Data

Award Level	Number of Completions	
	1 st major	2 nd major
<u>Postsecondary award, certificate, or diploma (less than 1 academic year)</u>	301	0
<u>Postsecondary award, certificate, or diploma (at least 1 but less than 2 academic years)</u>	1	0
<u>Associate's degree</u>	456	0
<u>Bachelors degree or equivalent</u>	2,853	72
<u>Postbaccalaureate certificate</u>	10	0
<u>Master's degree</u>	771	0
<u>Post-master's certificate</u>	31	0
<u>Doctor's degree - research/scholarship</u>	131	0
<u>Doctor's degree - professional practice</u>	149	0
Total number of degrees and certificates	4,703	

Summary of Completers Data

	Number of Students		
	Men	Women	Total
All Completers	2,144	2,147	4,291

Completions

University of Akron Main Campus (200800)

Source	Description	Severity	Resolved	Options
Screen: Completers- At least 1 but less than 4 academic years				
Screen Entry	The total number of completers (Men + Women) reported for this award level (1) is outside the expected range when compared to the prior year value. Please correct your data or contact the IPEDS Help Desk for assistance. (Error #10584)	Explanation	Yes	
Reason:	Incorrectly reported in prior year			