

**Institution: University of Akron Main Campus (200800)**

**User ID: 39C0021**

**Completions Overview**

Welcome to the IPEDS Completions survey component. The Completions component is one of several IPEDS components that is conducted during the Fall data collection period. It collects the number of degrees and certificates awarded by field of study, level of award, race/ethnicity, and gender. The reporting period for the Completions component is during the 12-month time period beginning July 1 of the previous calendar year and ending June 30 of the current calendar year; therefore, for this year's Completions component, the reporting period is between July 1, 2016 and June 30, 2017. The Completions component is also collecting the number of students (e.g., completers) who earned awards between July 1, 2016 and June 30, 2017.

**Completions Common Errors**

Some common completions component errors include the following:

- Including award levels on your current year Completions that were not reported on your previous year's (PY) Institutional Characteristics (IC). [Award levels in the PY IC component cannot be changed; therefore, contact the IPEDS Help Desk at 1-877-225-2568 if you need assistance.]
- Forgetting to select CIP codes for new programs of study that are offered by the institution, but do not have completions for the reporting period.
- Forgetting to enter in zero in at least one of the cells for CIP codes that do not have completions.

**Recent Changes**

- The following question on **distance education** has been added to the bottom of each individual "CIP Data" screen:  
"Is this program offered as a distance education program?"
- The following two screens, which collect data specifically on students were added to this component, beginning in the 2012-13 survey year:
  - **"All Completers"** - Collects the number of students who earned an award between July 1, 2016 and June 30, 2017 by gender and race/ethnicity. (The intent of this screen is to collect an **unduplicated count** of total numbers of completers.)
  - **"Completers by Level"** - Collects the number of students who earned an award between July 1, 2016 and June 30, 2017 by award level and 1) by gender; 2) by race/ethnicity; and 3) by age.
- The definition for Post-baccalaureate Certificate has changed slightly for the 2014-15 collection. The new definition is as follows: **An award that requires completion of an organized program of study beyond the bachelor's. It is designed for persons who have completed a baccalaureate degree, but does not meet the requirements of a master's degree.**

**NOTE: Even though Teacher Preparation certificate programs may require a bachelor's degree for admission, they are considered sub-baccalaureate undergraduate programs, and students in these programs are undergraduate students.**

**General Information**

CIP Codes:  
The [CIP 2010 Website](#) includes a list of new CIP codes, a list of deleted CIP codes, a list of moved CIP Codes, and an online crosswalk of the 2000 CIP and 2010 CIP.

The [Resources Page](#) of the CIP 2010 website contains many valuable resources including:

- CIP 2010 Manual and copies of previous editions of the CIP Manual
- Crosswalk between the 2000 CIP codes and the 2010 CIP codes in Excel format

Keep in mind that some information provided by institutions on the Completions component appear in the [College Navigator](#), which is a major tool used by consumers searching for information about postsecondary education. It is therefore vitally important that you include accurate information about your institution.

Survey materials can be downloaded using the following link: [Survey Materials](#).  
The prior year revision system can be accessed using the following link: [Prior Year Revision System](#)

Completions CIP Data

CIPCODE	Award Level	Major	Gender	Non Resident Alien	Hispanic / Latino	American Indian or Alaska Native	Asian	Black or African American	Native Hawaiian or Other Pacific Islander	White	Two or more Races	Race/ ethnicity unknown	Total	distance education program
04.0301 City/Urban, Community and Regional Planning	1 - Awards of less than 1 academic year	1	Men	0	0	0	0	0	0	0	0	0	0	
			Women	0	0	0	0	0	0	0	0	0	0	
			Total	0	0	0	0	0	0	0	0	0	0	No
04.0301 City/Urban, Community and Regional Planning	5 - Bachelor's degree	1	Men	0	0	0	0	0	0	0	0	0	0	
			Women	0	0	0	0	0	0	0	0	0	0	
			Total	0	0	0	0	0	0	0	0	0	0	No
04.0301 City/Urban, Community and Regional Planning	7 - Master's degree	1	Men	0	0	0	0	0	0	0	0	0	0	
			Women	0	0	0	0	0	0	0	0	0	0	
			Total	0	0	0	0	0	0	0	0	0	0	No
04.0301 City/Urban, Community and Regional Planning	5 - Bachelor's degree	2	Men	0	0	0	0	0	0	0	0	0	0	
			Women	0	0	0	0	0	0	0	0	0	0	
			Total	0	0	0	0	0	0	0	0	0	0	No
05.0101 African Studies	1 - Awards of less than 1 academic year	1	Men	0	0	0	0	0	0	0	0	0	0	
			Women	0	0	0	0	0	0	0	0	0	0	
			Total	0	0	0	0	0	0	0	0	0	0	No
05.0107 Latin American Studies	1 - Awards of less than 1 academic year	1	Men	0	0	0	0	0	0	0	0	0	0	
			Women	0	0	0	0	0	0	0	0	0	0	
			Total	0	0	0	0	0	0	0	0	0	0	No
05.0108 Near and Middle Eastern Studies	1 - Awards of less than 1 academic year	1	Men	0	0	0	0	0	0	1	0	0	1	
			Women	0	0	0	0	0	0	0	0	0	0	
			Total	0	0	0	0	0	0	1	0	0	1	No
05.0108 Near and Middle Eastern Studies	8 - Post-Master's certificates	1	Men	0	0	0	0	0	0	0	0	0	0	
			Women	0	0	0	0	0	0	0	0	0	0	
			Total	0	0	0	0	0	0	0	0	0	0	No
05.0207 Women's Studies	1 - Awards of less than 1 academic year	1	Men	0	0	0	0	0	0	0	0	0	0	
			Women	0	0	0	0	0	1	0	0	1		
			Total	0	0	0	0	0	1	0	0	1	No	
05.0207 Women's Studies	6 - Postbaccalaureate certificates	1	Men	0	0	0	0	0	0	0	0	0	0	
			Women	0	0	0	0	0	1	0	0	1		
			Total	0	0	0	0	0	1	0	0	1	No	
05.0207 Women's Studies	8 - Post-Master's certificates	1	Men	0	0	0	0	0	0	0	0	0	0	
			Women	0	0	0	0	0	0	0	0	0	0	
			Total	0	0	0	0	0	0	0	0	0	0	No
09.0101 Speech Communication and Rhetoric	5 - Bachelor's degree	1	Men	0	0	0	0	0	0	2	1	2	5	
			Women	0	0	0	0	0	0	4	0	0	4	
			Total	0	0	0	0	0	0	6	1	2	9	No
09.0101 Speech Communication and Rhetoric	7 - Master's degree	1	Men	0	0	0	0	0	0	1	0	0	1	
			Women	0	0	0	0	0	0	5	0	0	5	
			Total	0	0	0	0	0	0	6	0	0	6	No
09.0101 Speech Communication and Rhetoric	5 - Bachelor's degree	2	Men	0	0	0	0	0	0	0	0	0	0	
			Women	0	0	0	0	0	0	0	0	0	0	
			Total	0	0	0	0	0	0	0	0	0	0	No
09.0499 Journalism, Other	5 - Bachelor's degree	1	Men	0	0	0	0	2	0	2	0	0	4	
			Women	0	0	0	0	0	0	2	0	0	2	

CIPCODE	Award Level	Major	Gender	Non Resident Alien	Hispanic / Latino	American Indian or Alaska Native	Asian	Black or African American	Native Hawaiian or Other Pacific Islander	White	Two or more Races	Race/ ethnicity unknown	Total	distance education program	
09.0499 Journalism, Other	5 - Bachelor's degree	2	Total	0	0	0	0	2	0	4	0	0	6	No	
			Men	0	0	0	0	0	0	0	0	0	0		
			Women	0	0	0	0	0	0	0	1	0	0	1	
09.0701 Radio and Television	5 - Bachelor's degree	1	Total	0	0	0	0	0	0	1	0	0	1	No	
			Men	0	0	0	0	2	0	8	0	0	10		
			Women	0	0	0	0	2	0	3	0	0	5		
09.0701 Radio and Television	5 - Bachelor's degree	2	Total	0	0	0	0	4	0	11	0	0	15	No	
			Men	0	0	0	0	0	0	0	0	0	0		
			Women	0	0	0	0	0	0	0	0	0	0	0	
09.0799 Radio, Television, and Digital Communication, Other	5 - Bachelor's degree	1	Total	0	0	0	0	0	0	0	0	0	0	No	
			Men	0	0	0	0	1	0	4	0	0	5		
			Women	0	1	0	0	2	0	5	0	0	8		
09.0799 Radio, Television, and Digital Communication, Other	5 - Bachelor's degree	2	Total	0	1	0	0	3	0	9	0	0	13	No	
			Men	0	0	0	0	0	0	0	0	0	0	0	
			Women	0	0	0	0	0	0	0	1	0	0	1	
09.0901 Organizational Communication, General	1 - Awards of less than 1 academic year	1	Total	0	0	0	0	0	0	1	0	0	1	No	
			Men	0	0	0	0	0	0	0	0	0	0	0	
			Women	0	0	0	0	0	0	0	0	0	0	0	
09.0901 Organizational Communication, General	5 - Bachelor's degree	1	Total	0	0	0	0	1	0	8	0	0	9	No	
			Men	0	0	0	0	0	0	17	0	0	17		
			Women	0	0	0	0	0	0	2	0	0	2		
09.0901 Organizational Communication, General	5 - Bachelor's degree	2	Total	0	1	0	0	0	0	2	0	0	3	No	
			Men	0	1	0	0	0	0	6	0	0	8		
			Women	0	2	0	0	2	0	31	2	1	38		
09.0902 Public Relations/Image Management	5 - Bachelor's degree	1	Total	0	3	0	0	3	0	37	2	1	46	No	
			Men	0	0	0	0	0	0	0	0	0	0	0	
			Women	0	0	0	0	0	0	0	0	0	0	0	
09.0902 Public Relations/Image Management	5 - Bachelor's degree	2	Total	0	0	0	0	0	0	0	0	0	0	No	
			Men	0	0	0	1	1	0	2	0	0	4		
			Women	0	0	0	0	0	0	0	0	0	0	0	
11.0201 Computer Programming/Programmer, General	5 - Bachelor's degree	1	Total	0	0	0	1	1	0	2	0	0	4	No	
			Men	0	0	0	0	0	0	0	0	0	0	0	
			Women	0	0	0	0	0	0	0	0	0	0	0	
11.0299 Computer Programming, Other	5 - Bachelor's degree	1	Total	0	0	0	1	0	0	0	0	0	1	No	
			Men	0	0	0	0	0	0	0	0	0	0	0	
			Women	0	0	0	0	0	0	0	0	0	0	0	
11.0401 Information Science/Studies	5 - Bachelor's degree	1	Total	0	0	0	0	2	0	21	0	1	24	No	
			Men	0	0	0	0	0	0	1	0	0	1		
			Women	0	0	0	0	2	0	22	0	1	25		
11.0401 Information Science/Studies	7 - Master's degree	1	Total	35	0	0	0	0	0	2	0	0	37	No	
			Men	21	0	0	0	0	0	0	0	0	21		
			Women	56	0	0	0	0	0	0	2	0	0	58	
11.0501		1	Total	0	0	0	0	0	0	2	0	0	2		
			Men	0	0	0	0	0	0	1	0	0	1		



CIPCODE	Award Level	Major	Gender	Non Resident Alien	Hispanic / Latino	American Indian or Alaska Native	Asian	Black or African American	Native Hawaiian or Other Pacific Islander	White	Two or more Races	Race/ ethnicity unknown	Total	distance education program
Computer Systems Networking and Telecommunications			Total	0	0	0	0	0	0	0	0	0	0	No
11.1003 Computer and Information Systems Security/Information Assurance	1 - Awards of less than 1 academic year	1	Men	0	0	0	0	0	0	0	0	0	0	
			Women	0	0	0	0	0	0	0	0	0	0	
			Total	0	0	0	0	0	0	0	0	0	0	No
12.0503 Culinary Arts/Chef Training	1 - Awards of less than 1 academic year	1	Men	0	0	0	0	0	0	0	0	0	0	
			Women	0	0	0	0	0	0	1	0	0	1	
			Total	0	0	0	0	0	0	1	0	0	1	No
12.0503 Culinary Arts/Chef Training	3 - Associate's degree	1	Men	0	0	0	0	0	0	2	0	0	2	
			Women	0	1	0	0	2	0	3	1	0	7	
			Total	0	1	0	0	2	0	5	1	0	9	No
13.0301 Curriculum and Instruction	7 - Master's degree	1	Men	0	0	0	0	0	0	0	0	0	0	
			Women	0	0	0	0	0	0	0	0	1	1	
			Total	0	0	0	0	0	0	0	0	1	1	No
13.0401 Educational Leadership and Administration, General	7 - Master's degree	1	Men	0	0	0	0	0	0	2	0	0	2	
			Women	0	0	0	0	0	0	1	0	0	1	
			Total	0	0	0	0	0	0	3	0	0	3	No
13.0401 Educational Leadership and Administration, General	17 - Doctor's degree - research / scholarship	1	Men	0	0	0	0	0	0	0	0	0	0	
			Women	0	0	0	0	0	0	0	0	0	0	
			Total	0	0	0	0	0	0	0	0	0	0	No
13.0406 Higher Education/Higher Education Administration	6 - Postbaccalaureate certificates	1	Men	0	0	0	0	1	0	0	0	0	1	
			Women	0	0	0	0	0	0	0	0	0	0	
			Total	0	0	0	0	1	0	0	0	0	1	No
13.0406 Higher Education/Higher Education Administration	7 - Master's degree	1	Men	0	0	0	0	1	0	4	0	1	6	
			Women	1	0	0	0	0	0	12	1	0	14	
			Total	1	0	0	0	1	0	16	1	1	20	No
13.0406 Higher Education/Higher Education Administration	8 - Post-Master's certificates	1	Men	0	0	0	0	0	0	0	0	0	0	
			Women	0	0	0	0	0	0	0	0	0	0	
			Total	0	0	0	0	0	0	0	0	0	0	No
13.0407 Community College Education	6 - Postbaccalaureate certificates	1	Men	0	0	0	0	0	0	0	0	0	0	
			Women	0	0	0	0	0	0	0	0	0	0	
			Total	0	0	0	0	0	0	0	0	0	0	No
13.0407 Community College Education	8 - Post-Master's certificates	1	Men	0	0	0	0	0	0	0	0	0	0	
			Women	0	0	0	0	0	0	0	0	0	0	
			Total	0	0	0	0	0	0	0	0	0	0	No
13.0411 Superintendency and Educational System Administration	7 - Master's degree	1	Men	0	0	0	0	0	0	0	0	0	0	
			Women	0	0	0	0	0	0	0	0	0	0	
			Total	0	0	0	0	0	0	0	0	0	0	No
13.0501 Educational/Instructional Technology	6 - Postbaccalaureate certificates	1	Men	0	0	0	1	0	0	0	0	0	1	
			Women	0	1	0	0	0	0	3	0	0	4	
			Total	0	1	0	1	0	0	3	0	0	5	Yes
13.0501 Educational/Instructional Technology	7 - Master's degree	1	Men	1	0	0	1	0	0	6	0	0	8	
			Women	0	1	0	0	1	0	6	0	1	9	
			Total	1	1	0	1	1	0	12	0	1	17	No

CIPCODE	Award Level	Major	Gender	Non Resident Alien	Hispanic / Latino	American Indian or Alaska Native	Asian	Black or African American	Native Hawaiian or Other Pacific Islander	White	Two or more Races	Race/ ethnicity unknown	Total	distance education program
13.0501 Educational/Instructional Technology	8 - Post-Master's certificates	1	Men	0	0	0	0	0	0	0	0	0	0	
			Women	0	0	0	0	0	0	0	0	0	0	
			Total	0	0	0	0	0	0	0	0	0	0	No
13.0604 Educational Assessment, Testing, and Measurement	7 - Master's degree	1	Men	0	0	0	0	0	0	0	0	0	0	
			Women	0	0	0	0	0	0	0	0	0	0	
			Total	0	0	0	0	0	0	0	0	0	0	No
13.0699 Educational Assessment, Evaluation, and Research, Other	6 - Postbaccalaureate certificates	1	Men	0	0	0	0	0	0	0	0	0	0	
			Women	0	0	0	1	1	0	5	1	0	8	
			Total	0	0	0	1	1	0	5	1	0	8	Yes
13.0699 Educational Assessment, Evaluation, and Research, Other	7 - Master's degree	1	Men	0	0	0	0	0	0	0	0	0	0	
			Women	0	0	0	1	1	0	5	1	0	8	
			Total	0	0	0	1	1	0	5	1	0	8	Yes
13.0901 Social and Philosophical Foundations of Education	7 - Master's degree	1	Men	0	0	0	0	0	0	0	0	0	0	
			Women	0	0	0	0	0	0	0	0	0	0	
			Total	0	0	0	0	0	0	0	0	0	0	No
13.1001 Special Education and Teaching, General	5 - Bachelor's degree	1	Men	0	0	0	0	0	0	4	0	0	4	
			Women	0	1	0	0	1	0	28	0	1	31	
			Total	0	1	0	0	1	0	32	0	1	35	No
13.1001 Special Education and Teaching, General	7 - Master's degree	1	Men	5	0	0	0	1	0	1	0	0	7	
			Women	0	0	0	0	1	0	9	0	0	10	
			Total	5	0	0	0	2	0	10	0	0	17	No
13.1001 Special Education and Teaching, General	5 - Bachelor's degree	2	Men	0	0	0	0	0	0	0	0	0	0	
			Women	0	0	0	0	0	0	0	0	0	0	
			Total	0	0	0	0	0	0	0	0	0	0	No
13.1015 Education/Teaching of Individuals in Early Childhood Special Education Programs	5 - Bachelor's degree	1	Men	0	0	0	0	0	0	2	0	0	2	
			Women	0	0	0	0	0	0	25	0	0	25	
			Total	0	0	0	0	0	0	27	0	0	27	No
13.1015 Education/Teaching of Individuals in Early Childhood Special Education Programs	7 - Master's degree	1	Men	0	0	0	0	0	0	0	0	0	0	
			Women	0	0	0	0	0	0	0	0	0	0	
			Total	0	0	0	0	0	0	0	0	0	0	No
13.1015 Education/Teaching of Individuals in Early Childhood Special Education Programs	5 - Bachelor's degree	2	Men	0	0	0	0	0	0	0	0	0	0	
			Women	0	0	0	0	0	0	0	0	0	0	
			Total	0	0	0	0	0	0	0	0	0	0	No
13.1101 Counselor Education/School Counseling and Guidance Services	7 - Master's degree	1	Men	0	0	0	0	0	0	2	0	0	2	
			Women	1	1	0	0	7	0	32	1	0	42	
			Total	1	1	0	0	7	0	34	1	0	44	No
13.1101 Counselor Education/School Counseling and Guidance Services	8 - Post-Master's certificates	1	Men	0	0	0	0	0	0	0	0	0	0	
			Women	0	0	0	0	0	0	0	0	0	0	
			Total	0	0	0	0	0	0	0	0	0	0	No
13.1101 Counselor Education/School Counseling and Guidance Services	17 - Doctor's degree - research / scholarship	1	Men	0	0	0	0	0	0	2	0	0	2	
			Women	0	0	0	0	2	0	4	0	0	6	
			Total	0	0	0	0	2	0	6	0	0	8	No

CIPCODE	Award Level	Major	Gender	Non Resident Alien	Hispanic / Latino	American Indian or Alaska Native	Asian	Black or African American	Native Hawaiian or Other Pacific Islander	White	Two or more Races	Race/ ethnicity unknown	Total	distance education program		
13.1202 Elementary Education and Teaching	7 - Master's degree	1	Men	0	0	0	0	0	0	0	0	0	0			
			Women	0	0	0	0	1	0	0	0	0	0	1		
			Total	0	0	0	0	1	0	0	0	0	0	0	1	No
13.1202 Elementary Education and Teaching	17 - Doctor's degree - research / scholarship	1	Men	0	0	0	0	0	0	0	0	0	0	0		
			Women	1	0	0	0	0	0	1	0	0	0	0	2	
			Total	1	0	0	0	0	0	0	1	0	0	0	2	No
13.1203 Junior High/Intermediate/Middle School Education and Teaching	5 - Bachelor's degree	1	Men	0	0	0	0	0	0	11	0	1	12			
			Women	0	0	0	0	1	0	25	1	0	27			
			Total	0	0	0	0	1	0	36	1	1	39	No		
13.1203 Junior High/Intermediate/Middle School Education and Teaching	5 - Bachelor's degree	2	Men	0	0	0	0	0	0	0	0	0	0			
			Women	0	0	0	0	0	0	0	0	0	0			
			Total	0	0	0	0	0	0	0	0	0	0	0	No	
13.1205 Secondary Education and Teaching	7 - Master's degree	1	Men	0	0	0	0	0	0	0	0	0	0			
			Women	0	0	0	0	0	0	0	0	0	0	0		
			Total	0	0	0	0	0	0	0	0	0	0	0	No	
13.1205 Secondary Education and Teaching	17 - Doctor's degree - research / scholarship	1	Men	0	0	0	0	0	0	0	0	0	0			
			Women	0	0	0	0	0	0	6	0	0	0	6		
			Total	0	0	0	0	0	0	0	6	0	0	6	No	
13.1210 Early Childhood Education and Teaching	1 - Awards of less than 1 academic year	1	Men	0	0	0	0	0	0	0	0	0	0			
			Women	0	0	0	0	0	0	0	0	0	0	0		
			Total	0	0	0	0	0	0	0	0	0	0	0	No	
13.1210 Early Childhood Education and Teaching	5 - Bachelor's degree	1	Men	0	0	0	0	0	0	2	0	0	2			
			Women	0	0	0	0	2	0	54	1	0	57			
			Total	0	0	0	0	2	0	56	1	0	59	No		
13.1210 Early Childhood Education and Teaching	5 - Bachelor's degree	2	Men	0	0	0	0	0	0	0	0	0	0			
			Women	0	0	0	0	0	0	0	0	0	0	0		
			Total	0	0	0	0	0	0	0	0	0	0	0	No	
13.1302 Art Teacher Education	5 - Bachelor's degree	1	Men	0	0	0	0	0	0	1	0	0	1			
			Women	0	0	0	0	0	0	4	0	0	4			
			Total	0	0	0	0	0	0	5	0	0	5	No		
13.1302 Art Teacher Education	7 - Master's degree	1	Men	0	0	0	0	0	0	0	0	0	0			
			Women	0	0	0	0	0	0	1	0	0	1			
			Total	0	0	0	0	0	0	1	0	0	1	No		
13.1302 Art Teacher Education	5 - Bachelor's degree	2	Men	0	0	0	0	0	0	0	0	0	0			
			Women	0	0	0	0	0	0	0	0	0	0	0		
			Total	0	0	0	0	0	0	0	0	0	0	0	No	
13.1305 English/Language Arts Teacher Education	5 - Bachelor's degree	1	Men	0	0	0	0	0	0	6	0	0	6			
			Women	0	0	0	0	0	0	7	0	0	7			
			Total	0	0	0	0	0	0	13	0	0	13	No		
13.1305 English/Language Arts Teacher Education	7 - Master's degree	1	Men	0	0	0	0	0	0	1	0	0	1			
			Women	0	0	0	0	0	0	2	0	0	2			
			Total	0	0	0	0	0	0	3	0	0	3	No		
13.1305 English/Language Arts Teacher Education	5 - Bachelor's degree	2	Men	0	0	0	0	0	0	0	0	0	0			
			Women	0	0	0	0	0	0	0	0	0	0	0		
			Total	0	0	0	0	0	0	0	0	0	0	0	No	
13.1307		1	Men	0	0	0	0	0	0	1	0	0	1			



CIPCODE	Award Level	Major	Gender	Non Resident Alien	Hispanic / Latino	American Indian or Alaska Native	Asian	Black or African American	Native Hawaiian or Other Pacific Islander	White	Two or more Races	Race/ ethnicity unknown	Total	distance education program
Health Teacher Education	5 - Bachelor's degree		Women	0	0	0	0	0	0	1	0	0	1	
			Total	0	0	0	0	0	0	2	0	0	2	No
13.1308 Family and Consumer Sciences/Home Economics Teacher Education	5 - Bachelor's degree	1	Men	0	0	0	0	0	0	0	0	0	0	
			Women	0	0	0	0	0	0	3	0	0	3	
			Total	0	0	0	0	0	0	3	0	0	3	No
13.1308 Family and Consumer Sciences/Home Economics Teacher Education	7 - Master's degree	1	Men	0	0	0	0	0	0	0	0	0	0	
			Women	0	0	0	0	0	0	0	0	0	0	
			Total	0	0	0	0	0	0	0	0	0	0	No
13.1308 Family and Consumer Sciences/Home Economics Teacher Education	5 - Bachelor's degree	2	Men	0	0	0	0	0	0	0	0	0	0	
			Women	0	0	0	0	0	0	0	0	0	0	
			Total	0	0	0	0	0	0	0	0	0	0	No
13.1311 Mathematics Teacher Education	5 - Bachelor's degree	1	Men	0	0	0	0	0	0	7	0	0	7	
			Women	0	1	0	0	0	0	2	0	0	3	
			Total	0	1	0	0	0	0	9	0	0	10	No
13.1311 Mathematics Teacher Education	7 - Master's degree	1	Men	0	0	0	0	0	0	0	0	0	0	
			Women	0	0	0	0	0	0	3	0	0	3	
			Total	0	0	0	0	0	0	3	0	0	3	No
13.1311 Mathematics Teacher Education	5 - Bachelor's degree	2	Men	0	0	0	0	0	0	0	0	0	0	
			Women	0	0	0	0	0	0	3	0	0	3	
			Total	0	0	0	0	0	0	3	0	0	3	No
13.1312 Music Teacher Education	5 - Bachelor's degree	1	Men	0	0	0	0	0	0	5	0	0	5	
			Women	0	0	0	0	0	0	6	0	0	6	
			Total	0	0	0	0	0	0	11	0	0	11	No
13.1312 Music Teacher Education	7 - Master's degree	1	Men	0	0	0	0	0	0	1	0	0	1	
			Women	0	0	0	0	0	0	3	0	0	3	
			Total	0	0	0	0	0	0	4	0	0	4	No
13.1312 Music Teacher Education	5 - Bachelor's degree	2	Men	0	0	0	0	0	0	0	0	0	0	
			Women	0	0	0	0	0	0	0	0	0	0	
			Total	0	0	0	0	0	0	0	0	0	0	No
13.1314 Physical Education Teaching and Coaching	1 - Awards of less than 1 academic year	1	Men	0	0	0	0	0	0	0	0	0	0	
			Women	0	0	0	0	0	0	0	0	0	0	
			Total	0	0	0	0	0	0	0	0	0	0	No
13.1314 Physical Education Teaching and Coaching	5 - Bachelor's degree	1	Men	0	0	0	0	3	0	17	0	1	21	
			Women	0	0	0	0	0	0	10	0	0	10	
			Total	0	0	0	0	3	0	27	0	1	31	No
13.1314 Physical Education Teaching and Coaching	7 - Master's degree	1	Men	3	0	0	0	8	0	18	0	1	30	
			Women	1	0	0	0	0	0	7	0	0	8	
			Total	4	0	0	0	8	0	25	0	1	38	No
13.1314 Physical Education Teaching and Coaching	5 - Bachelor's degree	2	Men	0	0	0	0	0	0	0	0	0	0	
			Women	0	0	0	0	0	0	0	0	0	0	
			Total	0	0	0	0	0	0	0	0	0	0	No
13.1315 Reading Teacher Education	7 - Master's degree	1	Men	3	0	0	0	0	0	2	0	1	6	
			Women	1	1	0	0	2	0	7	0	1	12	
			Total	4	1	0	0	2	0	9	0	2	18	No

























CIPCODE	Award Level	Major	Gender	Non Resident Alien	Hispanic / Latino	American Indian or Alaska Native	Asian	Black or African American	Native Hawaiian or Other Pacific Islander	White	Two or more Races	Race/ ethnicity unknown	Total	distance education program
Biology/Biological Sciences, General	6 - Postbaccalaureate certificates		Women	0	0	0	0	0	0	0	0	0	0	
			Total	1	0	0	0	0	0	0	0	0	0	1
26.0101 Biology/Biological Sciences, General	7 - Master's degree	1	Men	0	0	0	0	0	0	5	1	0	6	
			Women	1	1	0	0	0	0	2	0	0	4	
			Total	1	1	0	0	0	0	7	1	0	10	No
26.0101 Biology/Biological Sciences, General	8 - Post-Master's certificates	1	Men	0	0	0	0	0	0	0	0	0	0	
			Women	0	0	0	0	0	0	0	0	0	0	
			Total	0	0	0	0	0	0	0	0	0	0	No
26.0101 Biology/Biological Sciences, General	5 - Bachelor's degree	2	Men	0	0	0	0	0	0	0	0	0	0	
			Women	0	0	0	0	0	0	0	0	0	0	
			Total	0	0	0	0	0	0	0	0	0	0	No
26.0102 Biomedical Sciences, General	17 - Doctor's degree - research / scholarship	1	Men	1	0	0	0	0	0	1	0	0	2	
			Women	0	0	0	0	0	0	2	0	0	2	
			Total	1	0	0	0	0	0	3	0	0	4	No
26.0202 Biochemistry	5 - Bachelor's degree	1	Men	0	0	0	1	0	0	9	1	0	11	
			Women	1	0	0	0	0	0	7	0	0	8	
			Total	1	0	0	1	0	0	16	1	0	19	No
26.0202 Biochemistry	5 - Bachelor's degree	2	Men	0	0	0	0	0	0	0	0	0	0	
			Women	0	0	0	0	0	0	0	0	0	0	
			Total	0	0	0	0	0	0	0	0	0	0	No
26.0502 Microbiology, General	5 - Bachelor's degree	1	Men	0	0	0	0	0	0	0	0	0	0	
			Women	0	0	0	0	0	0	0	0	0	0	
			Total	0	0	0	0	0	0	0	0	0	0	No
26.0502 Microbiology, General	5 - Bachelor's degree	2	Men	0	0	0	0	0	0	0	0	0	0	
			Women	0	0	0	0	0	0	0	0	0	0	
			Total	0	0	0	0	0	0	0	0	0	0	No
26.0701 Zoology/Animal Biology	5 - Bachelor's degree	1	Men	0	0	0	0	0	0	0	0	0	0	
			Women	0	0	0	0	0	0	0	0	0	0	
			Total	0	0	0	0	0	0	0	0	0	0	No
26.1301 Ecology	5 - Bachelor's degree	1	Men	0	0	0	0	0	0	0	0	0	0	
			Women	0	0	0	0	0	0	0	0	0	0	
			Total	0	0	0	0	0	0	0	0	0	0	No
26.1301 Ecology	5 - Bachelor's degree	2	Men	0	0	0	0	0	0	0	0	0	0	
			Women	0	0	0	0	0	0	0	0	0	0	
			Total	0	0	0	0	0	0	0	0	0	0	No
27.0101 Mathematics, General	5 - Bachelor's degree	1	Men	0	0	0	0	0	0	6	0	0	6	
			Women	1	0	0	0	0	0	5	0	0	6	
			Total	1	0	0	0	0	0	11	0	0	12	No
27.0101 Mathematics, General	7 - Master's degree	1	Men	0	0	0	0	0	0	2	0	0	2	
			Women	0	0	0	0	0	0	1	0	0	1	
			Total	0	0	0	0	0	0	3	0	0	3	No
27.0101 Mathematics, General	5 - Bachelor's degree	2	Men	0	0	0	0	0	0	0	0	0	0	
			Women	0	1	0	0	0	0	0	0	0	1	
			Total	0	1	0	0	0	0	0	0	0	1	No
27.0301		1	Men	2	0	1	1	4	0	15	1	0	24	

CIPCODE	Award Level	Major	Gender	Non Resident Alien	Hispanic / Latino	American Indian or Alaska Native	Asian	Black or African American	Native Hawaiian or Other Pacific Islander	White	Two or more Races	Race/ ethnicity unknown	Total	distance education program
Applied Mathematics, General	1 - Awards of less than 1 academic year		Women	0	0	0	0	0	0	1	0	0	1	
			Total	2	0	1	1	4	0	16	1	0	25	No
27.0301 Applied Mathematics, General	5 - Bachelor's degree	1	Men	0	0	0	0	0	0	6	0	0	6	
			Women	0	0	0	0	0	0	5	0	0	5	
			Total	0	0	0	0	0	0	11	0	0	11	No
27.0301 Applied Mathematics, General	7 - Master's degree	1	Men	2	0	0	0	0	0	5	0	0	7	
			Women	0	0	0	0	0	0	2	0	0	2	
			Total	2	0	0	0	0	0	7	0	0	9	No
27.0301 Applied Mathematics, General	5 - Bachelor's degree	2	Men	0	0	0	0	0	0	3	0	0	3	
			Women	0	0	0	0	0	0	0	0	0	0	
			Total	0	0	0	0	0	0	3	0	0	3	No
27.0501 Statistics, General	5 - Bachelor's degree	1	Men	0	0	0	0	0	0	10	0	0	10	
			Women	0	0	0	0	0	0	3	0	0	3	
			Total	0	0	0	0	0	0	13	0	0	13	No
27.0501 Statistics, General	7 - Master's degree	1	Men	1	0	0	2	0	0	3	1	0	7	
			Women	0	0	0	3	0	0	1	0	0	4	
			Total	1	0	0	5	0	0	4	1	0	11	No
27.0501 Statistics, General	5 - Bachelor's degree	2	Men	0	0	0	0	0	0	0	0	0	0	
			Women	0	0	0	0	0	0	0	0	0	0	
			Total	0	0	0	0	0	0	0	0	0	0	No
30.0501 Peace Studies and Conflict Resolution	1 - Awards of less than 1 academic year	1	Men	0	0	0	0	0	0	0	0	0	0	
			Women	0	0	0	0	0	0	0	0	0	0	
			Total	0	0	0	0	0	0	0	0	0	0	No
30.0501 Peace Studies and Conflict Resolution	6 - Postbaccalaureate certificates	1	Men	0	0	0	0	0	0	0	0	0	0	
			Women	0	0	0	0	0	0	0	0	0	0	
			Total	0	0	0	0	0	0	0	0	0	0	No
30.0801 Mathematics and Computer Science	5 - Bachelor's degree	1	Men	1	1	0	0	1	0	34	0	0	37	
			Women	0	0	0	0	1	0	7	0	0	8	
			Total	1	1	0	0	2	0	41	0	0	45	No
30.0801 Mathematics and Computer Science	5 - Bachelor's degree	2	Men	0	0	0	0	0	0	0	0	0	0	
			Women	0	0	0	0	0	0	0	0	0	0	
			Total	0	0	0	0	0	0	0	0	0	0	No
30.1101 Gerontology	1 - Awards of less than 1 academic year	1	Men	0	0	0	0	0	0	2	0	0	2	
			Women	0	0	0	0	1	0	1	0	0	2	
			Total	0	0	0	0	1	0	3	0	0	4	No
30.1101 Gerontology	6 - Postbaccalaureate certificates	1	Men	0	0	0	0	0	0	0	0	0	0	
			Women	0	0	0	0	0	0	1	0	0	1	
			Total	0	0	0	0	0	0	1	0	0	1	No
30.1101 Gerontology	8 - Post-Master's certificates	1	Men	0	0	0	0	0	0	0	0	0	0	
			Women	0	0	0	0	0	0	0	0	0	0	
			Total	0	0	0	0	0	0	0	0	0	0	No
30.1401 Museology/Museum Studies	1 - Awards of less than 1 academic year	1	Men	0	0	0	0	0	0	1	0	0	1	
			Women	0	0	0	0	0	0	4	0	0	4	
			Total	0	0	0	0	0	0	5	0	0	5	No
30.2801		1	Men	0	0	0	0	0	0	2	0	0	2	

CIPCODE	Award Level	Major	Gender	Non Resident Alien	Hispanic / Latino	American Indian or Alaska Native	Asian	Black or African American	Native Hawaiian or Other Pacific Islander	White	Two or more Races	Race/ ethnicity unknown	Total	distance education program
Dispute Resolution	1 - Awards of less than 1 academic year		Women	0	1	0	0	0	0	2	0	0	3	
			Total	0	1	0	0	0	0	4	0	0	5	No
30.9999 Multi-/Interdisciplinary Studies, Other	3 - Associate's degree	1	Men	0	0	0	0	0	0	2	0	1	3	
			Women	0	0	0	0	0	0	0	1	0	1	
			Total	0	0	0	0	0	0	2	1	1	4	No
30.9999 Multi-/Interdisciplinary Studies, Other	5 - Bachelor's degree	1	Men	0	0	0	0	0	0	0	0	0	0	
			Women	0	0	0	0	0	0	0	0	0	0	
			Total	0	0	0	0	0	0	0	0	0	0	No
30.9999 Multi-/Interdisciplinary Studies, Other	6 - Postbaccalaureate certificates	1	Men	0	0	0	0	0	0	3	0	0	3	
			Women	0	0	0	0	0	0	1	0	0	1	
			Total	0	0	0	0	0	0	4	0	0	4	No
30.9999 Multi-/Interdisciplinary Studies, Other	5 - Bachelor's degree	2	Men	0	0	0	0	0	0	0	0	0	0	
			Women	0	0	0	0	0	0	0	0	0	0	
			Total	0	0	0	0	0	0	0	0	0	0	No
31.0504 Sport and Fitness Administration/Management	1 - Awards of less than 1 academic year	1	Men	0	0	0	0	0	0	0	0	0	0	
			Women	0	0	0	0	0	0	0	0	0	0	
			Total	0	0	0	0	0	0	0	0	0	0	No
31.0504 Sport and Fitness Administration/Management	5 - Bachelor's degree	1	Men	0	0	0	0	10	0	41	2	0	53	
			Women	0	0	0	0	1	0	5	0	0	6	
			Total	0	0	0	0	11	0	46	2	0	59	No
31.0504 Sport and Fitness Administration/Management	7 - Master's degree	1	Men	3	0	0	1	1	0	15	0	0	20	
			Women	1	0	0	1	0	0	14	0	0	16	
			Total	4	0	0	2	1	0	29	0	0	36	No
31.0504 Sport and Fitness Administration/Management	5 - Bachelor's degree	2	Men	0	0	0	0	0	0	0	0	0	0	
			Women	0	0	0	0	0	0	0	0	0	0	
			Total	0	0	0	0	0	0	0	0	0	0	No
38.0101 Philosophy	5 - Bachelor's degree	1	Men	0	0	0	0	0	0	5	0	0	5	
			Women	0	0	0	0	0	0	2	0	0	2	
			Total	0	0	0	0	0	0	7	0	0	7	No
38.0101 Philosophy	5 - Bachelor's degree	2	Men	0	0	0	0	0	0	0	0	0	0	
			Women	0	0	0	0	0	0	0	0	0	0	
			Total	0	0	0	0	0	0	0	0	0	0	No
40.0501 Chemistry, General	5 - Bachelor's degree	1	Men	0	1	0	0	0	0	7	0	1	9	
			Women	0	0	0	0	0	0	2	0	0	2	
			Total	0	1	0	0	0	0	9	0	1	11	No
40.0501 Chemistry, General	7 - Master's degree	1	Men	5	0	0	0	0	0	3	0	0	8	
			Women	7	0	0	1	0	0	1	0	0	9	
			Total	12	0	0	1	0	0	4	0	0	17	No
40.0501 Chemistry, General	17 - Doctor's degree - research / scholarship	1	Men	1	0	0	0	0	0	4	0	0	5	
			Women	1	0	0	0	0	0	1	0	0	2	
			Total	2	0	0	0	0	0	5	0	0	7	No
40.0501 Chemistry, General	5 - Bachelor's degree	2	Men	0	0	0	0	0	0	0	0	0	0	
			Women	0	0	0	0	0	0	0	0	0	0	
			Total	0	0	0	0	0	0	0	0	0	0	No
40.0507		1	Men	0	0	0	0	0	0	3	0	3		





CIPCODE	Award Level	Major	Gender	Non Resident Alien	Hispanic / Latino	American Indian or Alaska Native	Asian	Black or African American	Native Hawaiian or Other Pacific Islander	White	Two or more Races	Race/ ethnicity unknown	Total	distance education program	
42.0101 Psychology, General	5 - Bachelor's degree	2	Total	0	0	0	0	0	0	0	0	0	0	No	
			Men	0	0	0	0	0	0	0	0	0	0		
			Women	0	0	0	0	0	0	1	0	0	0	1	
42.2709 Psychopharmacology	7 - Master's degree	1	Total	0	0	0	0	0	0	1	0	0	1	No	
			Men	0	0	0	0	0	0	1	0	0	0	1	
			Women	0	0	0	0	0	0	0	1	0	0	1	
42.2803 Counseling Psychology	7 - Master's degree	1	Total	0	0	0	0	0	0	2	0	0	2	No	
			Men	0	0	0	0	0	3	0	0	0	3		
			Women	0	0	0	0	1	0	0	0	1	2		
42.2803 Counseling Psychology	17 - Doctor's degree - research / scholarship	1	Total	0	0	0	0	1	0	3	0	1	5	No	
			Men	0	0	0	0	0	0	2	0	0	2		
			Women	0	0	0	0	0	0	7	0	0	7		
42.2804 Industrial and Organizational Psychology	7 - Master's degree	1	Total	0	0	0	0	0	0	9	0	0	9	No	
			Men	1	0	0	1	0	0	3	0	0	5		
			Women	0	1	0	0	0	0	2	0	0	3		
42.2804 Industrial and Organizational Psychology	17 - Doctor's degree - research / scholarship	1	Total	1	1	0	1	0	0	5	0	0	8	No	
			Men	0	0	0	0	0	0	0	0	0	0		
			Women	0	0	0	0	0	0	2	1	0	3		
42.2809 Geropsychology	7 - Master's degree	1	Total	0	0	0	0	0	0	2	1	0	3	No	
			Men	0	0	0	0	0	0	1	0	0	1		
			Women	0	0	0	0	0	0	2	0	0	2		
42.2809 Geropsychology	17 - Doctor's degree - research / scholarship	1	Total	0	0	0	0	0	0	3	0	0	3	No	
			Men	0	1	0	0	0	0	1	0	0	2		
			Women	0	0	0	0	0	0	1	0	0	1		
42.2812 Forensic Psychology	1 - Awards of less than 1 academic year	1	Total	0	1	0	0	0	0	2	0	0	3	No	
			Men	0	0	0	0	0	0	0	0	0	0		
			Women	0	0	0	0	0	0	0	0	0	0		
43.0102 Corrections	5 - Bachelor's degree	1	Total	0	0	0	0	0	0	0	0	0	0	No	
			Men	0	0	0	0	0	0	0	0	0	0		
			Women	0	0	0	0	0	0	0	0	0	0		
43.0103 Criminal Justice/Law Enforcement Administration	5 - Bachelor's degree	1	Total	0	0	0	0	0	0	0	0	0	0	No	
			Men	0	1	0	1	7	0	36	1	3	49		
			Women	0	1	0	0	8	0	11	1	0	21		
43.0104 Criminal Justice/Safety Studies	5 - Bachelor's degree	1	Total	0	2	0	1	15	0	47	2	3	70	No	
			Men	0	0	0	0	0	0	0	0	0	0		
			Women	0	0	0	0	0	0	0	0	0	0		
43.0104 Criminal Justice/Safety Studies	7 - Master's degree	1	Total	0	0	0	0	0	0	0	0	0	0	No	
			Men	0	0	0	0	0	0	0	0	0	0		
			Women	0	0	0	0	0	0	0	0	0	0		
43.0104 Criminal Justice/Safety Studies	5 - Bachelor's degree	2	Total	0	0	0	0	0	0	0	0	0	0	No	
			Men	0	0	0	0	0	0	0	0	0	0		
			Women	0	0	0	0	0	0	0	0	0	0		
43.0106 Forensic Science and Technology	1 - Awards of less than 1 academic year	1	Total	0	0	0	0	0	0	0	0	0	0	No	
			Men	0	0	0	0	0	0	0	0	0	0		
			Women	0	0	0	0	0	0	2	0	0	2		



CIPCODE	Award Level	Major	Gender	Non Resident Alien	Hispanic / Latino	American Indian or Alaska Native	Asian	Black or African American	Native Hawaiian or Other Pacific Islander	White	Two or more Races	Race/ ethnicity unknown	Total	distance education program
Social Work, Other	1 - Awards of less than 1 academic year		Women	0	0	0	0	0	0	0	0	0	0	
			Total	0	0	0	0	0	0	0	0	0	0	No
44.0799 Social Work, Other	3 - Associate's degree	1	Men	0	0	0	0	0	0	0	0	0	0	
			Women	0	0	0	0	0	0	0	0	0	0	
			Total	0	0	0	0	0	0	0	0	0	0	No
44.0799 Social Work, Other	3 - Associate's degree	2	Men	0	0	0	0	0	0	0	0	0	0	
			Women	0	0	0	0	0	0	0	0	0	0	
			Total	0	0	0	0	0	0	0	0	0	0	No
44.9999 Public Administration and Social Service Professions, Other	3 - Associate's degree	1	Men	0	0	0	0	0	0	0	0	0	0	
			Women	0	0	0	0	0	0	0	0	0	0	
			Total	0	0	0	0	0	0	0	0	0	0	No
44.9999 Public Administration and Social Service Professions, Other	3 - Associate's degree	2	Men	0	0	0	0	0	0	0	0	0	0	
			Women	0	0	0	0	0	0	0	0	0	0	
			Total	0	0	0	0	0	0	0	0	0	0	No
45.0101 Social Sciences, General	1 - Awards of less than 1 academic year	1	Men	0	0	0	0	0	0	0	0	0	0	
			Women	0	0	0	0	0	0	0	0	0	0	
			Total	0	0	0	0	0	0	0	0	0	0	No
45.0101 Social Sciences, General	5 - Bachelor's degree	1	Men	0	0	0	0	0	0	2	1	0	3	
			Women	0	0	0	0	1	0	0	0	0	1	
			Total	0	0	0	0	1	0	2	1	0	4	No
45.0101 Social Sciences, General	5 - Bachelor's degree	2	Men	0	0	0	0	0	0	0	0	0	0	
			Women	0	0	0	0	0	0	0	0	0	0	
			Total	0	0	0	0	0	0	0	0	0	0	No
45.0201 Anthropology	5 - Bachelor's degree	1	Men	0	0	0	0	0	0	3	1	0	4	
			Women	0	0	0	0	1	0	8	0	1	10	
			Total	0	0	0	0	1	0	11	1	1	14	No
45.0201 Anthropology	5 - Bachelor's degree	2	Men	0	0	0	0	0	0	0	0	0	0	
			Women	0	0	0	0	0	0	0	0	0	0	
			Total	0	0	0	0	0	0	0	0	0	0	No
45.0301 Archeology	1 - Awards of less than 1 academic year	1	Men	0	0	0	0	0	0	0	0	0	0	
			Women	0	0	0	0	0	0	2	0	0	2	
			Total	0	0	0	0	0	0	2	0	0	2	No
45.0401 Criminology	5 - Bachelor's degree	1	Men	0	0	0	0	0	0	12	0	1	13	
			Women	0	0	0	0	0	0	13	0	0	13	
			Total	0	0	0	0	0	0	25	0	1	26	No
45.0601 Economics, General	5 - Bachelor's degree	1	Men	1	2	0	0	1	0	4	0	0	8	
			Women	0	0	0	1	1	0	2	0	0	4	
			Total	1	2	0	1	2	0	6	0	0	12	No
45.0601 Economics, General	7 - Master's degree	1	Men	0	0	0	0	0	0	0	0	0	0	
			Women	0	0	0	0	0	0	0	0	0	0	
			Total	0	0	0	0	0	0	0	0	0	0	No
45.0601 Economics, General	5 - Bachelor's degree	2	Men	0	0	0	0	0	0	1	0	0	1	
			Women	0	0	0	0	0	0	0	0	0	0	
			Total	0	0	0	0	0	0	1	0	0	1	No
45.0602		1	Men	0	0	0	0	0	0	2	0	0	2	





CIPCODE	Award Level	Major	Gender	Non Resident Alien	Hispanic / Latino	American Indian or Alaska Native	Asian	Black or African American	Native Hawaiian or Other Pacific Islander	White	Two or more Races	Race/ ethnicity unknown	Total	distance education program
45.9999 Social Sciences, Other	5 - Bachelor's degree	1	Men	0	0	0	0	0	0	0	0	0	0	
			Women	0	0	0	0	0	0	0	0	0	0	
			Total	0	0	0	0	0	0	0	0	0	0	No
45.9999 Social Sciences, Other	5 - Bachelor's degree	2	Men	0	0	0	0	0	0	0	1	0	1	
			Women	0	0	0	0	0	0	0	0	0	0	
			Total	0	0	0	0	0	0	0	1	0	1	No
50.0301 Dance, General	5 - Bachelor's degree	1	Men	0	0	0	0	1	0	0	0	0	1	
			Women	0	0	0	0	0	6	0	6	0	6	
			Total	0	0	0	0	1	0	6	0	0	7	No
50.0301 Dance, General	5 - Bachelor's degree	2	Men	0	0	0	0	0	0	0	0	0	0	
			Women	0	0	0	0	0	0	0	0	0	0	
			Total	0	0	0	0	0	0	0	0	0	0	No
50.0409 Graphic Design	5 - Bachelor's degree	1	Men	0	0	0	0	0	0	10	1	1	12	
			Women	0	1	0	0	0	0	13	0	0	14	
			Total	0	1	0	0	0	0	23	1	1	26	No
50.0409 Graphic Design	5 - Bachelor's degree	2	Men	0	0	0	0	0	0	0	0	0	0	
			Women	0	0	0	0	0	0	0	0	0	0	
			Total	0	0	0	0	0	0	0	0	0	0	No
50.0501 Drama and Dramatics/Theatre Arts, General	5 - Bachelor's degree	1	Men	0	0	0	0	0	0	0	0	0	0	
			Women	0	0	0	0	0	0	0	0	0	0	
			Total	0	0	0	0	0	0	0	0	0	0	No
50.0501 Drama and Dramatics/Theatre Arts, General	7 - Master's degree	1	Men	0	0	0	0	0	0	0	0	0	0	
			Women	0	0	0	0	0	0	0	0	0	0	
			Total	0	0	0	0	0	0	0	0	0	0	No
50.0501 Drama and Dramatics/Theatre Arts, General	5 - Bachelor's degree	2	Men	0	0	0	0	0	0	0	0	0	0	
			Women	0	0	0	0	0	0	0	0	0	0	
			Total	0	0	0	0	0	0	0	0	0	0	No
50.0605 Photography	5 - Bachelor's degree	1	Men	0	0	0	0	0	0	0	0	0	0	
			Women	0	0	0	0	0	1	0	0	1		
			Total	0	0	0	0	0	1	0	0	1	No	
50.0605 Photography	5 - Bachelor's degree	2	Men	0	0	0	0	0	0	0	0	0	0	
			Women	0	0	0	0	0	0	0	0	0	0	
			Total	0	0	0	0	0	0	0	0	0	0	No
50.0702 Fine/Studio Arts, General	5 - Bachelor's degree	1	Men	0	0	0	0	2	0	2	0	0	4	
			Women	0	0	0	0	3	0	8	2	0	13	
			Total	0	0	0	0	5	0	10	2	0	17	No
50.0702 Fine/Studio Arts, General	5 - Bachelor's degree	2	Men	0	0	0	0	0	0	0	0	0	0	
			Women	0	0	0	0	0	0	0	0	0	0	
			Total	0	0	0	0	0	0	0	0	0	0	No
50.0703 Art History, Criticism and Conservation	5 - Bachelor's degree	1	Men	0	0	0	0	0	0	0	0	0	0	
			Women	0	0	0	0	0	0	0	0	0	0	
			Total	0	0	0	0	0	0	0	0	0	0	No
50.0703 Art History, Criticism and Conservation	5 - Bachelor's degree	2	Men	0	0	0	0	0	0	0	0	0	0	
			Women	0	0	0	0	0	0	0	0	0	0	
			Total	0	0	0	0	0	0	0	0	0	0	No
50.0709		1	Men	0	0	0	0	0	0	1	0	0	1	

CIPCODE	Award Level	Major	Gender	Non Resident Alien	Hispanic / Latino	American Indian or Alaska Native	Asian	Black or African American	Native Hawaiian or Other Pacific Islander	White	Two or more Races	Race/ ethnicity unknown	Total	distance education program
Sculpture	5 - Bachelor's degree		Women	0	0	0	0	0	0	1	0	0	1	
			Total	0	0	0	0	0	0	2	0	0	2	No
50.0709 Sculpture	5 - Bachelor's degree	2	Men	0	0	0	0	0	0	0	0	0	0	
			Women	0	0	0	0	0	0	0	0	0	0	
			Total	0	0	0	0	0	0	0	0	0	0	No
50.0710 Printmaking	5 - Bachelor's degree	1	Men	0	0	0	0	0	0	1	0	0	1	
			Women	0	0	0	0	0	0	0	0	0	0	
			Total	0	0	0	0	0	0	1	0	0	1	No
50.0710 Printmaking	5 - Bachelor's degree	2	Men	0	0	0	0	0	0	0	0	0	0	
			Women	0	0	0	0	0	0	0	0	0	0	
			Total	0	0	0	0	0	0	0	0	0	0	No
50.0711 Ceramic Arts and Ceramics	5 - Bachelor's degree	1	Men	0	0	0	0	0	0	0	0	0	0	
			Women	0	0	0	0	0	0	0	0	0	0	
			Total	0	0	0	0	0	0	0	0	0	0	No
50.0711 Ceramic Arts and Ceramics	5 - Bachelor's degree	2	Men	0	0	0	0	0	0	0	0	0	0	
			Women	0	0	0	0	0	0	0	0	0	0	
			Total	0	0	0	0	0	0	0	0	0	0	No
50.0713 Metal and Jewelry Arts	5 - Bachelor's degree	1	Men	0	0	0	0	0	0	0	0	0	0	
			Women	0	0	0	0	0	0	1	0	0	1	
			Total	0	0	0	0	0	0	1	0	0	1	No
50.0713 Metal and Jewelry Arts	5 - Bachelor's degree	2	Men	0	0	0	0	0	0	0	0	0	0	
			Women	0	0	0	0	0	0	0	0	0	0	
			Total	0	0	0	0	0	0	0	0	0	0	No
50.0799 Fine Arts and Art Studies, Other	5 - Bachelor's degree	1	Men	0	0	0	0	0	0	1	0	0	1	
			Women	0	0	0	0	0	0	2	0	0	2	
			Total	0	0	0	0	0	0	3	0	0	3	No
50.0901 Music, General	5 - Bachelor's degree	1	Men	0	0	0	0	0	0	4	0	0	4	
			Women	1	0	0	0	1	0	3	0	0	5	
			Total	1	0	0	0	1	0	7	0	0	9	No
50.0901 Music, General	7 - Master's degree	1	Men	0	0	0	1	0	0	0	0	0	1	
			Women	0	0	0	0	0	0	0	0	0	0	
			Total	0	0	0	1	0	0	0	0	0	1	No
50.0901 Music, General	5 - Bachelor's degree	2	Men	0	0	0	0	0	0	0	0	0	0	
			Women	0	0	0	0	0	0	0	0	0	0	
			Total	0	0	0	0	0	0	0	0	0	0	No
50.0902 Music History, Literature, and Theory	5 - Bachelor's degree	1	Men	0	0	0	0	0	0	0	0	0	0	
			Women	0	0	0	0	0	0	0	0	0	0	
			Total	0	0	0	0	0	0	0	0	0	0	No
50.0902 Music History, Literature, and Theory	7 - Master's degree	1	Men	0	0	0	0	0	0	0	0	0	0	
			Women	0	0	0	0	0	0	0	0	0	0	
			Total	0	0	0	0	0	0	0	0	0	0	No
50.0903 Music Performance, General	5 - Bachelor's degree	1	Men	0	0	0	0	0	0	5	0	0	5	
			Women	0	0	0	0	0	0	1	0	0	1	
			Total	0	0	0	0	0	0	6	0	0	6	No
50.0903 Music Performance, General	7 - Master's degree	1	Men	0	0	0	0	0	0	4	2	0	6	
			Women	1	1	0	1	0	0	2	0	1	6	



CIPCODE	Award Level	Major	Gender	Non Resident Alien	Hispanic / Latino	American Indian or Alaska Native	Asian	Black or African American	Native Hawaiian or Other Pacific Islander	White	Two or more Races	Race/ ethnicity unknown	Total	distance education program	
50.0903 Music Performance, General	5 - Bachelor's degree	2	Total	1	1	0	1	0	0	6	2	1	12	No	
			Men	0	0	0	0	0	0	0	0	0	0		
			Women	0	0	0	0	0	0	0	0	0	0	0	
50.0904 Music Theory and Composition	5 - Bachelor's degree	1	Total	0	0	0	0	0	0	0	0	0	0	No	
			Men	0	0	0	0	0	0	1	0	0	0	1	
			Women	0	0	0	0	0	0	0	0	0	0	0	
50.0904 Music Theory and Composition	7 - Master's degree	1	Total	0	0	0	0	0	0	1	0	0	1	No	
			Men	0	0	0	0	0	0	0	0	0	0	0	
			Women	0	0	0	0	0	0	0	0	0	0	0	
50.0904 Music Theory and Composition	5 - Bachelor's degree	2	Total	0	0	0	0	0	0	0	0	0	0	No	
			Men	0	0	0	0	0	0	0	0	0	0	0	
			Women	0	0	0	0	0	0	0	0	0	0	0	
50.0906 Conducting	7 - Master's degree	1	Total	0	0	0	0	0	0	0	0	0	0	No	
			Men	0	0	0	0	0	0	0	0	0	0	0	
			Women	0	0	0	0	0	0	0	1	0	0	1	
50.0907 Keyboard Instruments	1 - Awards of less than 1 academic year	1	Total	0	0	0	0	0	0	1	0	0	1	No	
			Men	0	0	0	0	0	0	0	0	0	0	0	
			Women	0	0	0	0	0	0	0	0	0	0	0	
50.0907 Keyboard Instruments	5 - Bachelor's degree	1	Total	0	0	0	0	0	0	0	0	0	0	No	
			Men	0	0	0	0	0	0	0	0	0	0	0	
			Women	0	0	0	0	0	0	0	0	0	0	0	
50.0907 Keyboard Instruments	7 - Master's degree	1	Total	0	0	0	0	0	0	0	0	0	0	No	
			Men	0	0	0	0	0	0	0	0	0	0	0	
			Women	0	0	0	0	0	0	0	0	0	0	0	
50.0907 Keyboard Instruments	5 - Bachelor's degree	2	Total	0	0	0	0	0	0	0	0	0	0	No	
			Men	0	0	0	0	0	0	0	0	0	0	0	
			Women	0	0	0	0	0	0	0	0	0	0	0	
50.0908 Voice and Opera	5 - Bachelor's degree	1	Total	0	0	0	0	0	0	0	0	0	0	No	
			Men	0	0	0	0	0	0	0	0	0	0	0	
			Women	0	0	0	0	0	0	0	0	0	0	0	
50.0908 Voice and Opera	7 - Master's degree	1	Total	0	0	0	0	0	0	1	0	0	1	No	
			Men	0	0	0	0	0	0	0	0	0	0	0	
			Women	0	0	0	0	0	0	0	1	0	0	1	
50.0908 Voice and Opera	5 - Bachelor's degree	2	Total	0	0	0	0	0	0	0	0	0	0	No	
			Men	0	0	0	0	0	0	0	0	0	0	0	
			Women	0	0	0	0	0	0	0	0	0	0	0	
50.0910 Jazz/Jazz Studies	5 - Bachelor's degree	1	Total	0	0	0	0	0	0	1	0	0	1	No	
			Men	0	0	0	0	0	0	0	0	0	0	0	
			Women	0	0	0	0	0	0	0	0	0	0	0	
50.0910 Jazz/Jazz Studies	5 - Bachelor's degree	2	Total	0	0	0	0	0	0	0	0	0	0	No	
			Men	0	0	0	0	0	0	0	0	0	0	0	
			Women	0	0	0	0	0	0	0	0	0	0	0	
50.0911 Stringed Instruments	5 - Bachelor's degree	1	Total	0	1	0	0	0	0	0	0	0	1	No	
			Men	0	1	0	0	0	0	0	0	0	0	1	
			Women	0	0	0	0	0	0	0	1	0	0	1	
			Total	0	1	0	0	0	0	1	0	0	2	No	



CIPCODE	Award Level	Major	Gender	Non Resident Alien	Hispanic / Latino	American Indian or Alaska Native	Asian	Black or African American	Native Hawaiian or Other Pacific Islander	White	Two or more Races	Race/ ethnicity unknown	Total	distance education program
Medical Office Management/Administration			Total	0	0	0	0	0	0	0	0	0	0	No
51.0801 Medical/Clinical Assistant	3 - Associate's degree	1	Men	0	0	0	0	0	0	0	0	0	0	
			Women	0	0	0	1	2	0	18	0	2	23	
			Total	0	0	0	1	2	0	18	0	2	23	No
51.0904 Emergency Medical Technology/Technician (EMT Paramedic)	3 - Associate's degree	1	Men	0	0	0	0	0	0	9	0	0	9	
			Women	0	0	0	0	0	0	2	0	0	2	
			Total	0	0	0	0	0	0	11	0	0	11	No
51.0904 Emergency Medical Technology/Technician (EMT Paramedic)	3 - Associate's degree	2	Men	0	0	0	0	0	0	0	0	0	0	
			Women	0	0	0	0	0	0	0	0	0	0	
			Total	0	0	0	0	0	0	0	0	0	0	No
51.0907 Medical Radiologic Technology/Science - Radiation Therapist	3 - Associate's degree	1	Men	0	0	0	0	1	0	3	0	0	4	
			Women	0	0	0	0	0	0	24	1	2	27	
			Total	0	0	0	0	1	0	27	1	2	31	No
51.0908 Respiratory Care Therapy/Therapist	3 - Associate's degree	1	Men	0	0	0	0	0	0	0	0	0	0	
			Women	0	0	0	0	0	0	0	0	0	0	
			Total	0	0	0	0	0	0	0	0	0	0	No
51.0908 Respiratory Care Therapy/Therapist	5 - Bachelor's degree	1	Men	1	0	0	0	0	0	2	0	0	3	
			Women	0	0	0	0	0	0	14	1	0	15	
			Total	1	0	0	0	0	0	16	1	0	18	No
51.0908 Respiratory Care Therapy/Therapist	5 - Bachelor's degree	2	Men	0	0	0	0	0	0	0	0	0	0	
			Women	0	0	0	0	0	0	0	0	0	0	
			Total	0	0	0	0	0	0	0	0	0	0	No
51.0909 Surgical Technology/Technologist	3 - Associate's degree	1	Men	0	0	0	0	0	0	5	0	0	5	
			Women	0	0	0	0	1	0	10	0	0	11	
			Total	0	0	0	0	1	0	15	0	0	16	No
51.0913 Athletic Training/Trainer	5 - Bachelor's degree	1	Men	0	0	0	1	2	0	16	1	0	20	
			Women	0	0	0	0	3	0	14	0	0	17	
			Total	0	0	0	1	5	0	30	1	0	37	No
51.0913 Athletic Training/Trainer	7 - Master's degree	1	Men	0	0	0	0	0	0	0	0	0	0	
			Women	0	0	0	0	0	0	0	0	0	0	
			Total	0	0	0	0	0	0	0	0	0	0	No
51.0913 Athletic Training/Trainer	5 - Bachelor's degree	2	Men	0	0	0	0	0	0	0	0	0	0	
			Women	0	0	0	0	0	0	0	0	0	0	
			Total	0	0	0	0	0	0	0	0	0	0	No
51.1008 Histologic Technician	3 - Associate's degree	1	Men	0	0	0	0	0	0	0	0	0	0	
			Women	0	0	0	0	0	0	0	0	0	0	
			Total	0	0	0	0	0	0	0	0	0	0	No
51.1008 Histologic Technician	3 - Associate's degree	2	Men	0	0	0	0	0	0	0	0	0	0	
			Women	0	0	0	0	0	0	0	0	0	0	
			Total	0	0	0	0	0	0	0	0	0	0	No
51.1102 Pre-Medicine/Pre-Medical Studies	5 - Bachelor's degree	1	Men	0	0	0	9	1	0	8	0	1	19	
			Women	0	0	0	13	0	0	5	0	1	19	
			Total	0	0	0	22	1	0	13	0	2	38	No

CIPCODE	Award Level	Major	Gender	Non Resident Alien	Hispanic / Latino	American Indian or Alaska Native	Asian	Black or African American	Native Hawaiian or Other Pacific Islander	White	Two or more Races	Race/ ethnicity unknown	Total	distance education program
51.1501 Substance Abuse/Addiction Counseling	1 - Awards of less than 1 academic year	1	Men	0	0	0	0	0	0	0	0	0	0	
			Women	0	0	0	0	0	0	1	0	0	1	
			Total	0	0	0	0	0	0	1	0	0	1	No
51.1501 Substance Abuse/Addiction Counseling	3 - Associate's degree	1	Men	0	0	0	0	0	0	0	0	0	0	
			Women	0	0	0	0	0	0	1	0	0	1	
			Total	0	0	0	0	0	0	1	0	0	1	No
51.1505 Marriage and Family Therapy/Counseling	7 - Master's degree	1	Men	0	0	0	1	1	0	5	1	0	8	
			Women	0	1	0	0	4	0	22	1	0	28	
			Total	0	1	0	1	5	0	27	2	0	36	No
51.2201 Public Health, General	7 - Master's degree	1	Men	0	0	0	1	0	0	1	0	0	2	
			Women	1	1	0	0	1	0	1	0	0	4	
			Total	1	1	0	1	1	0	2	0	0	6	Yes
51.2308 Physical Therapy/Therapist	5 - Bachelor's degree	1	Men	0	0	0	1	0	0	20	0	0	21	
			Women	0	1	0	1	3	0	23	2	0	30	
			Total	0	1	0	2	3	0	43	2	0	51	No
51.3101 Dietetics/Dietitian	5 - Bachelor's degree	1	Men	0	0	0	0	0	0	4	0	0	4	
			Women	0	0	0	0	0	0	24	1	1	26	
			Total	0	0	0	0	0	0	28	1	1	30	No
51.3801 Registered Nursing/Registered Nurse	5 - Bachelor's degree	1	Men	0	2	0	0	1	0	38	1	0	42	
			Women	3	5	0	4	15	0	172	1	3	203	
			Total	3	7	0	4	16	0	210	2	3	245	Yes
51.3801 Registered Nursing/Registered Nurse	6 - Postbaccalaureate certificates	1	Men	0	0	0	0	0	0	0	0	0	0	
			Women	0	0	0	0	0	0	2	0	0	2	
			Total	0	0	0	0	0	0	2	0	0	2	No
51.3801 Registered Nursing/Registered Nurse	7 - Master's degree	1	Men	0	2	0	1	0	0	13	0	0	16	
			Women	0	1	0	1	0	0	35	2	1	40	
			Total	0	3	0	2	0	0	48	2	1	56	No
51.3801 Registered Nursing/Registered Nurse	8 - Post-Master's certificates	1	Men	0	0	0	0	0	0	0	0	0	0	
			Women	0	0	0	0	0	0	0	0	0	0	
			Total	0	0	0	0	0	0	0	0	0	0	No
51.3801 Registered Nursing/Registered Nurse	17 - Doctor's degree - research / scholarship	1	Men	0	0	0	0	0	0	0	0	0	0	
			Women	1	0	0	0	0	0	1	0	0	2	
			Total	1	0	0	0	0	0	1	0	0	2	No
51.3818 Nursing Practice	7 - Master's degree	1	Men	0	0	0	0	0	0	0	0	0	0	
			Women	0	0	0	0	0	0	0	0	0	0	
			Total	0	0	0	0	0	0	0	0	0	0	No
51.3818 Nursing Practice	17 - Doctor's degree - research / scholarship	1	Men	0	0	0	0	0	0	0	0	0	0	
			Women	0	0	0	0	0	0	0	0	0	0	
			Total	0	0	0	0	0	0	0	0	0	0	No
51.3818 Nursing Practice	18 - Doctor's degree - professional practice	1	Men	0	0	0	0	0	0	0	0	0	0	
			Women	0	0	0	0	0	0	4	0	0	4	
			Total	0	0	0	0	0	0	4	0	0	4	No
51.3821 Geriatric Nurse/Nursing	6 - Postbaccalaureate certificates	1	Men	0	0	0	0	0	0	0	0	0	0	
			Women	0	0	0	0	0	0	0	0	0	0	
			Total	0	0	0	0	0	0	0	0	0	0	No
51.3821	7 - Master's degree	1	Men	0	0	0	0	0	0	2	0	0	2	





CIPCODE	Award Level	Major	Gender	Non Resident Alien	Hispanic / Latino	American Indian or Alaska Native	Asian	Black or African American	Native Hawaiian or Other Pacific Islander	White	Two or more Races	Race/ ethnicity unknown	Total	distance education program
52.0701 Entrepreneurship/Entrepreneurial Studies	7 - Master's degree	1	Men	0	0	0	0	0	0	1	0	0	1	
			Women	0	0	0	0	0	0	0	0	0	0	
			Total	0	0	0	0	0	0	1	0	0	1	No
52.0703 Small Business Administration/Management	1 - Awards of less than 1 academic year	1	Men	0	0	0	0	0	0	0	0	0	0	
			Women	0	0	0	0	0	0	0	0	0	0	
			Total	0	0	0	0	0	0	0	0	0	0	No
52.0703 Small Business Administration/Management	3 - Associate's degree	1	Men	0	0	0	0	0	0	0	0	0	0	
			Women	0	0	0	0	0	0	1	0	0	1	
			Total	0	0	0	0	0	0	1	0	0	1	No
52.0801 Finance, General	5 - Bachelor's degree	1	Men	1	1	0	0	2	0	34	0	1	39	
			Women	0	0	0	1	0	4	2	0	7		
			Total	1	1	0	1	2	38	2	1	46	No	
52.0801 Finance, General	7 - Master's degree	1	Men	3	0	0	0	0	0	6	0	0	9	
			Women	3	0	0	1	0	2	0	0	6		
			Total	6	0	0	1	0	8	0	0	15	No	
52.0801 Finance, General	5 - Bachelor's degree	2	Men	0	0	0	0	0	0	0	0	0	0	
			Women	0	0	0	0	0	0	0	0	0	0	
			Total	0	0	0	0	0	0	0	0	0	0	No
52.0804 Financial Planning and Services	1 - Awards of less than 1 academic year	1	Men	0	0	0	0	0	0	0	0	0	0	
			Women	0	0	0	0	0	0	0	0	0	0	
			Total	0	0	0	0	0	0	0	0	0	0	No
52.0804 Financial Planning and Services	5 - Bachelor's degree	1	Men	0	0	0	0	1	0	14	0	1	16	
			Women	0	0	0	0	1	2	0	0	3		
			Total	0	0	0	0	2	16	0	1	19	No	
52.0804 Financial Planning and Services	5 - Bachelor's degree	2	Men	0	1	0	0	0	0	4	0	0	5	
			Women	0	0	0	1	0	0	1	0	2		
			Total	0	1	0	1	0	4	1	0	7	No	
52.0806 International Finance	7 - Master's degree	1	Men	0	0	0	0	0	0	0	0	0	0	
			Women	0	0	0	0	0	0	0	0	0	0	
			Total	0	0	0	0	0	0	0	0	0	0	No
52.0899 Finance and Financial Management Services, Other	5 - Bachelor's degree	1	Men	0	0	0	0	0	0	0	0	0	0	
			Women	0	0	0	0	0	0	0	0	0	0	
			Total	0	0	0	0	0	0	0	0	0	0	No
52.0899 Finance and Financial Management Services, Other	5 - Bachelor's degree	2	Men	0	0	0	0	0	0	5	0	0	5	
			Women	0	0	0	0	0	0	0	0	0	0	
			Total	0	0	0	0	0	5	0	0	5	No	
52.0901 Hospitality Administration/Management, General	1 - Awards of less than 1 academic year	1	Men	0	0	0	0	0	0	0	0	0	0	
			Women	0	0	0	0	0	0	0	0	0	0	
			Total	0	0	0	0	0	0	0	0	0	0	No
52.0901 Hospitality Administration/Management, General	3 - Associate's degree	1	Men	0	0	0	0	0	0	0	0	0	0	
			Women	0	0	0	0	0	1	0	0	1		
			Total	0	0	0	0	0	1	0	0	1	No	
52.0904 Hotel/Motel Administration/Management	1 - Awards of less than 1 academic year	1	Men	0	0	0	0	0	0	0	0	0	0	
			Women	0	0	0	0	0	1	0	0	1		





CIPCODE	Award Level	Major	Gender	Non Resident Alien	Hispanic / Latino	American Indian or Alaska Native	Asian	Black or African American	Native Hawaiian or Other Pacific Islander	White	Two or more Races	Race/ ethnicity unknown	Total	distance education program	
52.1201 Management Information Systems, General	7 - Master's degree	1	Men	0	0	0	0	0	0	0	0	0	0		
			Women	0	0	0	0	0	0	0	0	0	0		
			Total	0	0	0	0	0	0	0	0	0	0	No	
52.1201 Management Information Systems, General	5 - Bachelor's degree	2	Men	0	0	0	0	0	0	0	0	0	0		
			Women	0	0	0	0	0	0	0	0	0	0		
			Total	0	0	0	0	0	0	0	0	0	0	No	
52.1299 Management Information Systems and Services, Other	6 - Postbaccalaureate certificates	1	Men	1	0	0	0	0	0	0	0	0	1		
			Women	1	0	0	0	0	0	0	0	0	0	1	
			Total	2	0	0	0	0	0	0	0	0	0	2	No
52.1299 Management Information Systems and Services, Other	7 - Master's degree	1	Men	0	0	0	0	0	0	0	0	0	0		
			Women	1	0	0	0	0	0	1	0	0	2		
			Total	1	0	0	0	0	0	1	0	0	2	No	
52.1299 Management Information Systems and Services, Other	8 - Post-Master's certificates	1	Men	0	0	0	0	0	0	0	0	0	0		
			Women	0	0	0	0	0	0	0	0	0	0		
			Total	0	0	0	0	0	0	0	0	0	0	No	
52.1401 Marketing/Marketing Management, General	1 - Awards of less than 1 academic year	1	Men	0	0	0	0	0	0	0	0	0	0		
			Women	0	0	0	0	0	0	0	0	0	0		
			Total	0	0	0	0	0	0	0	0	0	0	No	
52.1401 Marketing/Marketing Management, General	3 - Associate's degree	1	Men	0	0	0	0	0	0	2	0	0	2		
			Women	0	0	0	0	0	0	0	0	0	0		
			Total	0	0	0	0	0	0	2	0	0	2	No	
52.1401 Marketing/Marketing Management, General	5 - Bachelor's degree	1	Men	0	2	0	1	3	0	43	0	0	49		
			Women	0	0	0	0	3	0	47	1	1	52		
			Total	0	2	0	1	6	0	90	1	1	101	No	
52.1401 Marketing/Marketing Management, General	7 - Master's degree	1	Men	1	0	0	0	0	0	4	0	0	5		
			Women	2	0	0	0	0	0	4	0	0	6		
			Total	3	0	0	0	0	0	8	0	0	11	No	
52.1401 Marketing/Marketing Management, General	5 - Bachelor's degree	2	Men	1	0	0	0	0	0	1	0	0	2		
			Women	0	0	0	0	0	0	3	1	0	4		
			Total	1	0	0	0	0	0	4	1	0	6	No	
52.1499 Marketing, Other	5 - Bachelor's degree	1	Men	0	0	0	0	0	0	0	0	0	0		
			Women	0	0	0	0	0	0	0	0	0	0		
			Total	0	0	0	0	0	0	0	0	0	0	No	
52.1499 Marketing, Other	5 - Bachelor's degree	2	Men	0	0	0	0	0	0	0	0	0	0		
			Women	0	0	0	0	0	0	0	0	0	0		
			Total	0	0	0	0	0	0	0	0	0	0	No	
52.1501 Real Estate	1 - Awards of less than 1 academic year	1	Men	0	0	0	0	0	0	0	0	0	0		
			Women	0	0	0	0	0	0	0	0	0	0		
			Total	0	0	0	0	0	0	0	0	0	0	No	
52.1501 Real Estate	5 - Bachelor's degree	1	Men	0	0	0	0	0	0	0	0	0	0		
			Women	0	0	0	0	0	0	0	0	0	0		
			Total	0	0	0	0	0	0	0	0	0	0	No	
52.1601 Taxation	7 - Master's degree	1	Men	0	0	0	0	0	0	15	1	1	17		
			Women	3	0	0	1	0	0	13	0	0	17		
			Total	3	0	0	1	0	0	28	1	1	34	Yes	







99.0000 Summary Grand Totals	Award Level	Nonresident alien	Hispanic Latino	American Indian or Alaska Native	Asian	Black or African American	Native Hawaiian or Other Pacific Islander	White	Two or more Races	Race/ethnicity unknown	Total	PY Total
Women		0	0	0	0	0	0	0	0	0	0	0
<b>Total</b>		0	0	0	0	0	0	0	0	0	0	0
<b>Bachelor's degree</b>	<b>5</b>											
Men		2	2	0	1	0	0	31	1	0	37	110
Women		0	1	0	1	3	0	27	3	0	35	113
<b>Total</b>		2	3	0	2	3	0	58	4	0	72	223

Grand Total Men		2	2	0	1	0	0	31	1	0	37	110
Grand Total Women		0	1	0	1	3	0	27	3	0	35	113
Grand Total		2	3	0	2	3	0	58	4	0	72	223

PY Grand Total Men		1	4	0	2	5	0	96	2	0		110
PY Grand Total Women		1	4	0	1	5	1	96	4	1		113
PY Grand Total		2	8	0	3	10	1	192	6	1		223

All Completers

Institutions must report the following information. (Some data will be pre-populated from the completions by CIP code data.)

All Completers

Number of students by gender and race and ethnicity earning an award between July 1, 2016 and June 30, 2017. Count each student only once, regardless of how many awards he/she earned. The intent of this screen is to collect an unduplicated count of total numbers of *completers*.

- Report Hispanic/Latino individuals of any race as Hispanic/Latino
- Report race for non-Hispanic/Latino individuals only

	Men		Women		Total Students
	Number of Students	Total Awards	Number of Students	Total Awards	
<u>Nonresident alien</u>	278	290	163	165	441
<u>Hispanic/Latino</u>	47	54	57	62	104
<u>American Indian or Alaska Native</u>	6	6	2	2	8
<u>Asian</u>	59	63	65	70	124
<u>Black or African American</u>	172	200	252	276	424
<u>Native Hawaiian or Other Pacific Islander</u>	2	2	1	1	3
<u>White</u>	1,811	2,015	1,784	1,940	3,595
<u>Two or more races</u>	54	60	59	63	113
<u>Race and ethnicity unknown</u>	52	56	49	54	101
<b>TOTAL</b>	2,481	2,746	2,432	2,633	4,913
<b>PY TOTAL</b>	<b>2,423</b>		<b>2,571</b>		<b>4,994</b>

Completers by Level

Institutions must report the number of students who earned an award by level. This screen will be shown for each of the following consolidated award levels for which there is a reported completion:

- Postsecondary awards, certificates, or diplomas of **less than 1 academic year**
  - Less than 900 contact or clock hours, or
  - Less than 30 SEMESTER or TRIMESTER credit hours, or
  - Less than 45 QUARTER credit hours
- Postsecondary awards, certificates, or diplomas of **at least 1 but less than 4 academic years**
  - 900 or more contact or clock hours, or
  - 30 or more SEMESTER or TRIMESTER credit hours, or
  - 45 or more QUARTER credit hours
- Associate's degrees
- Bachelor's degrees
- Master's degrees
- Doctor's degrees
- Postbaccalaureate and post-master's certificates

**Postsecondary award, certificate, or diploma of less than 1 academic year:**

**Less than 900 contact or clock hours, or less than 30 semester or trimester credit hours, or less than 45 quarter credit hours**

Number of students by gender, by race and ethnicity, and by age earning this award between July 1, 2016 and June 30, 2017. Each student should be counted once per award level. For example, if a student earned a master's degree and a doctor's degree, he/she should be counted once in master's and once in doctor's. A student earning two master's degrees should be counted only once.

- Report Hispanic/Latino individuals of any race as Hispanic/Latino
- Report race for non-Hispanic/Latino individuals only

	Number of Students	Total Awards
<b>By Gender</b>		
Men	<input type="text" value="117"/>	123
Women	<input type="text" value="149"/>	155
<b>TOTAL</b>	266	278
<b>PY TOTAL</b>	<b>202</b>	


**By Race/Ethnicity**

<u>Nonresident alien</u>	<input type="text" value="7"/>	9
<u>Hispanic/Latino</u>	<input type="text" value="8"/>	8



<u>American Indian or Alaska Native</u>	<input type="text" value="1"/>	1
<u>Asian</u>	<input type="text" value="7"/>	7
<u>Black or African American</u>	<input type="text" value="32"/>	34
<u>Native Hawaiian or Other Pacific Islander</u>	<input type="text" value="1"/>	1
<u>White</u>	<input type="text" value="202"/>	209
Two or more races	<input type="text" value="4"/>	5
<u>Race and ethnicity unknown</u>	<input type="text" value="4"/>	4
<b>TOTAL</b>	266	278

--	--	--

 **By Age**

Under 18	<input type="text" value="0"/>	
18-24	<input type="text" value="174"/>	
25-39	<input type="text" value="60"/>	
40 and Above	<input type="text" value="32"/>	
Age Unknown	<input type="text" value="0"/>	
<b>TOTAL</b>	266	278

Completers by Level

Institutions must report the number of students who earned an award by level. This screen will be shown for each of the following consolidated award levels for which there is a reported completion:

- Postsecondary awards, certificates, or diplomas of **less than 1 academic year**
  - Less than 900 contact or clock hours, or
  - Less than 30 SEMESTER or TRIMESTER credit hours, or
  - Less than 45 QUARTER credit hours
- Postsecondary awards, certificates, or diplomas of **at least 1 but less than 4 academic years**
  - 900 or more contact or clock hours, or
  - 30 or more SEMESTER or TRIMESTER credit hours, or
  - 45 or more QUARTER credit hours
- Associate's degrees
- Bachelor's degrees
- Master's degrees
- Doctor's degrees
- Postbaccalaureate and post-master's certificates

**Postsecondary award, certificate, or diploma of at least 1 but less than 4 academic years:  
900 or more contact or clock hours, or 30 or more semester or trimester credit hours, or 45 or more quarter credit hours**

Number of students by gender, by race and ethnicity, and by age earning this award between July 1, 2016 and June 30, 2017. Each student should be counted once per award level. For example, if a student earned a master's degree and a doctor's degree, he/she should be counted once in master's and once in doctor's. A student earning two master's degrees should be counted only once.

- Report Hispanic/Latino individuals of any race as Hispanic/Latino
- Report race for non-Hispanic/Latino individuals only

	Number of Students	Total Awards
<b>By Gender</b>		
Men	<input type="text" value="2"/>	2
Women	<input type="text" value="4"/>	4
<b>TOTAL</b>	6	6
<b>PY TOTAL</b>	4	

**By Race/Ethnicity**

<u>Nonresident alien</u>	<input type="text" value="1"/>	1
<u>Hispanic/Latino</u>	<input type="text" value="0"/>	0

<u>American Indian or Alaska Native</u>	<input type="text" value="0"/>	0
<u>Asian</u>	<input type="text" value="0"/>	0
<u>Black or African American</u>	<input type="text" value="1"/>	1
<u>Native Hawaiian or Other Pacific Islander</u>	<input type="text" value="0"/>	0
<u>White</u>	<input type="text" value="3"/>	3
Two or more races	<input type="text" value="1"/>	1
<u>Race and ethnicity unknown</u>	<input type="text" value="0"/>	0
<b>TOTAL</b>	<b>6</b>	<b>6</b>

--	--	--

 **By Age**

Under 18	<input type="text" value="0"/>	
18-24	<input type="text" value="4"/>	
25-39	<input type="text" value="1"/>	
40 and Above	<input type="text" value="1"/>	
Age Unknown	<input type="text" value="0"/>	
<b>TOTAL</b>	<b>6</b>	<b>6</b>

Completers by Level

Institutions must report the number of students who earned an award by level. This screen will be shown for each of the following consolidated award levels for which there is a reported completion:

- Postsecondary awards, certificates, or diplomas of **less than 1 academic year**
  - Less than 900 contact or clock hours, or
  - Less than 30 SEMESTER or TRIMESTER credit hours, or
  - Less than 45 QUARTER credit hours
- Postsecondary awards, certificates, or diplomas of **at least 1 but less than 4 academic years**
  - 900 or more contact or clock hours, or
  - 30 or more SEMESTER or TRIMESTER credit hours, or
  - 45 or more QUARTER credit hours
- Associate's degrees
- Bachelor's degrees
- Master's degrees
- Doctor's degrees
- Postbaccalaureate and post-master's certificates

Associate's degrees

Number of students by gender, by race and ethnicity, and by age earning this award between July 1, 2016 and June 30, 2017. Each student should be counted once per award level. For example, if a student earned a master's degree and a doctor's degree, he/she should be counted once in master's and once in doctor's. A student earning two master's degrees should be counted only once.

- Report Hispanic/Latino individuals of any race as Hispanic/Latino
- Report race for non-Hispanic/Latino individuals only

	Number of Students	Total Awards
<b>By Gender</b>		
Men	326	330
Women	254	255
<b>TOTAL</b>	580	585
PY TOTAL	616	

By Race/Ethnicity

<u>Nonresident alien</u>	7	7
<u>Hispanic/Latino</u>	11	11
<u>American Indian or Alaska Native</u>	0	0

<u>Asian</u>	<input type="text" value="9"/>	9
<u>Black or African American</u>	<input type="text" value="120"/>	120
<u>Native Hawaiian or Other Pacific Islander</u>	<input type="text" value="1"/>	1
<u>White</u>	<input type="text" value="394"/>	397
Two or more races	<input type="text" value="23"/>	24
<u>Race and ethnicity unknown</u>	<input type="text" value="15"/>	16
<b>TOTAL</b>	580	585

By Age

<b>By Age</b>		
Under 18	<input type="text" value="0"/>	
18-24	<input type="text" value="375"/>	
25-39	<input type="text" value="158"/>	
40 and Above	<input type="text" value="47"/>	
Age Unknown	<input type="text" value="0"/>	
<b>TOTAL</b>	580	585

Completers by Level

Institutions must report the number of students who earned an award by level. This screen will be shown for each of the following consolidated award levels for which there is a reported completion:

- Postsecondary awards, certificates, or diplomas of **less than 1 academic year**
  - Less than 900 contact or clock hours, or
  - Less than 30 SEMESTER or TRIMESTER credit hours, or
  - Less than 45 QUARTER credit hours
- Postsecondary awards, certificates, or diplomas of **at least 1 but less than 4 academic years**
  - 900 or more contact or clock hours, or
  - 30 or more SEMESTER or TRIMESTER credit hours, or
  - 45 or more QUARTER credit hours
- Associate's degrees
- Bachelor's degrees
- Master's degrees
- Doctor's degrees
- Postbaccalaureate and post-master's certificates

**Bachelor's degrees**

Number of students by gender, by race and ethnicity, and by age earning this award between July 1, 2016 and June 30, 2017. Each student should be counted once per award level. For example, if a student earned a master's degree and a doctor's degree, he/she should be counted once in master's and once in doctor's. A student earning two master's degrees should be counted only once.

- Report Hispanic/Latino individuals of any race as Hispanic/Latino
- Report race for non-Hispanic/Latino individuals only

	Number of Students	Total Awards
<b>By Gender</b>		
Men	1,572	1,587
Women	1,418	1,445
<b>TOTAL</b>	2,990	3,032
<b>PY TOTAL</b>	<b>3,113</b>	

**By Race/Ethnicity**

<u>Nonresident alien</u>	44	45
<u>Hispanic/Latino</u>	68	68
<u>American Indian or Alaska Native</u>	5	5

<u>Asian</u>	<input type="text" value="67"/>	67
<u>Black or African American</u>	<input type="text" value="248"/>	248
<u>Native Hawaiian or Other Pacific Islander</u>	<input type="text" value="1"/>	1
<u>White</u>	<input type="text" value="2,423"/>	2,464
Two or more races	<input type="text" value="70"/>	70
<u>Race and ethnicity unknown</u>	<input type="text" value="64"/>	64
<b>TOTAL</b>	2,990	3,032

 **By Age**

Under 18	<input type="text" value="0"/>	
18-24	<input type="text" value="1,957"/>	
25-39	<input type="text" value="881"/>	
40 and Above	<input type="text" value="152"/>	
Age Unknown	<input type="text" value="0"/>	
<b>TOTAL</b>	2,990	3,032

Completers by Level

Institutions must report the number of students who earned an award by level. This screen will be shown for each of the following consolidated award levels for which there is a reported completion:

- Postsecondary awards, certificates, or diplomas of **less than 1 academic year**
  - Less than 900 contact or clock hours, or
  - Less than 30 SEMESTER or TRIMESTER credit hours, or
  - Less than 45 QUARTER credit hours
- Postsecondary awards, certificates, or diplomas of **at least 1 but less than 4 academic years**
  - 900 or more contact or clock hours, or
  - 30 or more SEMESTER or TRIMESTER credit hours, or
  - 45 or more QUARTER credit hours
- Associate's degrees
- Bachelor's degrees
- Master's degrees
- Doctor's degrees
- Postbaccalaureate and post-master's certificates

**Master's degrees**

Number of students by gender, by race and ethnicity, and by age earning this award between July 1, 2016 and June 30, 2017. Each student should be counted once per award level. For example, if a student earned a master's degree and a doctor's degree, he/she should be counted once in master's and once in doctor's. A student earning two master's degrees should be counted only once.

- Report Hispanic/Latino individuals of any race as Hispanic/Latino
- Report race for non-Hispanic/Latino individuals only

	Number of Students	Total Awards
<b>By Gender</b>		
Men	499	501
Women	613	615
<b>TOTAL</b>	1,112	1,116
PY TOTAL	<b>1,121</b>	

**By Race/Ethnicity**

<u>Nonresident alien</u>	305	306
<u>Hispanic/Latino</u>	19	19
<u>American Indian or Alaska Native</u>	1	1



<u>Asian</u>	<input type="text" value="35"/>	37
<u>Black or African American</u>	<input type="text" value="63"/>	63
<u>Native Hawaiian or Other Pacific Islander</u>	<input type="text" value="0"/>	0
<u>White</u>	<input type="text" value="653"/>	654
Two or more races	<input type="text" value="18"/>	18
<u>Race and ethnicity unknown</u>	<input type="text" value="18"/>	18
<b>TOTAL</b>	1,112	1,116

 **By Age**

Under 18	<input type="text" value="0"/>	
18-24	<input type="text" value="204"/>	
25-39	<input type="text" value="808"/>	
40 and Above	<input type="text" value="100"/>	
Age Unknown	<input type="text" value="0"/>	
<b>TOTAL</b>	1,112	1,116

Completers by Level

Institutions must report the number of students who earned an award by level. This screen will be shown for each of the following consolidated award levels for which there is a reported completion:

- Postsecondary awards, certificates, or diplomas of **less than 1 academic year**
  - Less than 900 contact or clock hours, or
  - Less than 30 SEMESTER or TRIMESTER credit hours, or
  - Less than 45 QUARTER credit hours
- Postsecondary awards, certificates, or diplomas of **at least 1 but less than 4 academic years**
  - 900 or more contact or clock hours, or
  - 30 or more SEMESTER or TRIMESTER credit hours, or
  - 45 or more QUARTER credit hours
- Associate's degrees
- Bachelor's degrees
- Master's degrees
- Doctor's degrees
- Postbaccalaureate and post-master's certificates

Doctor's degrees

Number of students by gender, by race and ethnicity, and by age earning this award between July 1, 2016 and June 30, 2017. Each student should be counted once per award level. For example, if a student earned a master's degree and a doctor's degree, he/she should be counted once in master's and once in doctor's. A student earning two master's degrees should be counted only once.


- Report Hispanic/Latino individuals of any race as Hispanic/Latino
- Report race for non-Hispanic/Latino individuals only

	Number of Students	Total Awards
<b>By Gender</b>		
Men	<input type="text" value="164"/>	164
Women	<input type="text" value="125"/>	125
<b>TOTAL</b>	289	289
PY TOTAL	<b>265</b>	

By Race/Ethnicity

<u>Nonresident alien</u>	<input type="text" value="83"/>	83
<u>Hispanic/Latino</u>	<input type="text" value="7"/>	7
<u>American Indian or Alaska Native</u>	<input type="text" value="1"/>	1

<u>Asian</u>	<input type="text" value="9"/>	9
<u>Black or African American</u>	<input type="text" value="6"/>	6
<u>Native Hawaiian or Other Pacific Islander</u>	<input type="text" value="0"/>	0
<u>White</u>	<input type="text" value="174"/>	174
Two or more races	<input type="text" value="3"/>	3
<u>Race and ethnicity unknown</u>	<input type="text" value="6"/>	6
<b>TOTAL</b>	289	289



<b>By Age</b>		
Under 18	<input type="text" value="0"/>	
18-24	<input type="text" value="1"/>	
25-39	<input type="text" value="256"/>	
40 and Above	<input type="text" value="32"/>	
Age Unknown	<input type="text" value="0"/>	
<b>TOTAL</b>	289	289

Completers by Level

Institutions must report the number of students who earned an award by level. This screen will be shown for each of the following consolidated award levels for which there is a reported completion:

- Postsecondary awards, certificates, or diplomas of **less than 1 academic year**
  - Less than 900 contact or clock hours, or
  - Less than 30 SEMESTER or TRIMESTER credit hours, or
  - Less than 45 QUARTER credit hours
- Postsecondary awards, certificates, or diplomas of **at least 1 but less than 4 academic years**
  - 900 or more contact or clock hours, or
  - 30 or more SEMESTER or TRIMESTER credit hours, or
  - 45 or more QUARTER credit hours
- Associate's degrees
- Bachelor's degrees
- Master's degrees
- Doctor's degrees
- Postbaccalaureate and post-master's certificates

**Postbaccalaureate  
and post-master's  
certificates**

Number of students by gender, by race and ethnicity, and by age earning this award between July 1, 2016 and June 30, 2017. Each student should be counted once per award level. For example, if a student earned a master's degree and a doctor's degree, he/she should be counted once in master's and once in doctor's. A student earning two master's degrees should be counted only once.

- Report Hispanic/Latino individuals of any race as Hispanic/Latino
- Report race for non-Hispanic/Latino individuals only


	Number of Students	Total Awards
<b>By Gender</b>		
Men	<input type="text" value="36"/>	39
Women	<input type="text" value="24"/>	34
<b>TOTAL</b>	60	73
<b>PY TOTAL</b>	<b>76</b>	

**By Race/Ethnicity**

<u>Nonresident alien</u>	<input type="text" value="4"/>	4
<u>Hispanic/Latino</u>	<input type="text" value="3"/>	3

<u>American Indian or Alaska Native</u>	<input type="text" value="0"/>	0
<u>Asian</u>	<input type="text" value="3"/>	4
<u>Black or African American</u>	<input type="text" value="3"/>	4
<u>Native Hawaiian or Other Pacific Islander</u>	<input type="text" value="0"/>	0
<u>White</u>	<input type="text" value="44"/>	54
Two or more races	<input type="text" value="1"/>	2
<u>Race and ethnicity unknown</u>	<input type="text" value="2"/>	2
<b>TOTAL</b>	<b>60</b>	<b>73</b>

--	--	--

 **By Age**

Under 18	<input type="text" value="0"/>	
18-24	<input type="text" value="1"/>	
25-39	<input type="text" value="50"/>	
40 and Above	<input type="text" value="9"/>	
Age Unknown	<input type="text" value="0"/>	
<b>TOTAL</b>	<b>60</b>	<b>73</b>

Prepared by

The name of the preparer is being collected so that we can follow up with the appropriate person in the event that there are questions concerning the data. The Keyholder will be copied on all email correspondence to other preparers.

The time it took to prepare this component is being collected so that we can continue to improve our estimate of the reporting burden associated with IPEDS. Please include in your estimate the time it took for you to review instructions, query and search data sources, complete and review the component, and submit the data through the Data Collection System.

Thank you for your assistance.

**This survey component was prepared by:**

<input type="radio"/>	Keyholder	<input type="radio"/>	SFA Contact	<input type="radio"/>	HR Contact
<input type="radio"/>	Finance Contact	<input type="radio"/>	Academic Library Contact	<input type="radio"/>	Other
Name:	<input type="text"/>				
Email:	<input type="text"/>				

**How many staff from your institution only were involved in the data collection and reporting process of this survey component?**

<input type="text"/>	Number of Staff (including yourself)
----------------------	--------------------------------------

**How many hours did you and others from your institution only spend on each of the steps below when responding to this survey component? Exclude the hours spent collecting data for state and other reporting purposes.**

Staff member	Collecting Data Needed		Revising Data to Match IPEDS Requirements		Entering Data		Revising and Locking Data	
Your office	<input type="text"/>	hours	<input type="text"/>	hours	<input type="text"/>	hours	<input type="text"/>	hours
Other offices	<input type="text"/>	hours	<input type="text"/>	hours	<input type="text"/>	hours	<input type="text"/>	hours

## Summary

IPEDS collects important information regarding your institution. All data reported in IPEDS survey components become available in the IPEDS Data Center and appear as aggregated data in various Department of Education reports. Additionally, some of the reported data appears specifically for your institution through the College Navigator website and is included in your institution's Data Feedback Report (DFR). The purpose of this summary is to provide you an opportunity to view some of the data that, when accepted through the IPEDS quality control process, will appear on the College Navigator website and/or your DFR. College Navigator is updated approximately three months after the data collection period closes and Data Feedback Reports will be available through the [Data Center](#) and sent to your institution's CEO in November 2017.

Please review your data for accuracy. If you have questions about the data displayed below after reviewing the data reported on the survey screens, please contact the IPEDS Help Desk at: 1-877-225-2568 or [ipedshelp@rti.org](mailto:ipedshelp@rti.org).

## Summary of Completions Data

Award Level	Number of Completions	
	1 <sup>st</sup> major	2 <sup>nd</sup> major
<u>Postsecondary award, certificate, or diploma (less than 1 academic year)</u>	278	0
<u>Postsecondary award, certificate, or diploma (at least 1 but less than 2 academic years)</u>	6	0
<u>Associate's degree</u>	585	0
<u>Bachelors degree or equivalent</u>	3,032	72
<u>Postbaccalaureate certificate</u>	35	0
<u>Master's degree</u>	1,116	0
<u>Post-master's certificate</u>	38	0
<u>Doctor's degree - research/scholarship</u>	143	0
<u>Doctor's degree - professional practice</u>	146	0
Total number of degrees and certificates	5,379	

## Summary of Completers Data

	Number of Students		
	Men	Women	Total
All Completers	2,481	2,432	4,913

**Completions**

**University of Akron Main Campus (200800)**

Source	Description	Severity	Resolved	Options
<b>Global Edits</b>				
Perform Edits	Current year completions (24) are outside the expected range when compared to completions reported in the prior year (6) for: Men, 2-digit field (27), award level (1). Please correct your data or explain. (Error #10503)	Explanation	Yes	
Reason:	This was a new program effective Fall 2016. A few students entered the program with credits that could be applied to the certificate. The increase in completions would include new students to the program.			
Perform Edits	Current year completions (9) are outside the expected range when compared to completions reported in the prior year (25) for: Men, 2-digit field (50), award level (7). Please correct your data or explain. (Error #10503)	Explanation	Yes	
Reason:	I cannot find this discrepancy.			
Perform Edits	Current year completions (31) are outside the expected range when compared to completions reported in the prior year (10) for: Men, 2-digit field (52), award level (1). Please correct your data or explain. (Error #10503)	Explanation	Yes	
Reason:	I cannot find this discrepancy.			