

**Institution: University of Akron Main Campus (200800)**

**User ID: 39C0021**

**Completions Overview**

Welcome to the IPEDS Completions survey component. The Completions component is one of several IPEDS components that is conducted during the Fall data collection period. It collects the number of degrees and certificates awarded by field of study, level of award, race/ethnicity, and gender. The reporting period for the Completions component is during the 12-month time period beginning July 1 of the previous calendar year and ending June 30 of the current calendar year; therefore, for this year's Completions component, the reporting period is between July 1, 2017 and June 30, 2018. The Completions component is also collecting the number of students (e.g., completers) who earned awards between July 1, 2017 and June 30, 2018.

**Completions Common Errors**

Some common completions component errors include the following:

- Including award levels on your current year Completions that were not reported on your previous year's (PY) Institutional Characteristics (IC). [Award levels in the PY IC component cannot be changed; therefore, contact the IPEDS Help Desk at 1-877-225-2568 if you need assistance.]
- Forgetting to select CIP codes for new programs of study that are offered by the institution, but do not have completions for the reporting period.
- Forgetting to enter in zero in at least one of the cells for CIP codes that do not have completions.

**Recent Changes**

- The following question on **distance education** has been added to the bottom of each individual "CIP Data" screen:  
"Is this program offered as a distance education program?"
- The following two screens, which collect data specifically on students were added to this component, beginning in the 2012-13 survey year:
  - **"All Completers"** - Collects the number of students who earned an award between July 1, 2017 and June 30, 2018 by gender and race/ethnicity. (The intent of this screen is to collect an **unduplicated count** of total numbers of completers.)
  - **"Completers by Level"** - Collects the number of students who earned an award between July 1, 2017 and June 30, 2018 by award level and 1) by gender; 2) by race/ethnicity; and 3) by age.
- The definition for Post-baccalaureate Certificate has changed slightly since the 2014-15 collection. The new definition is as follows: **An award that requires completion of an organized program of study beyond the bachelor's. It is designed for persons who have completed a baccalaureate degree, but does not meet the requirements of a master's degree.**

**NOTE: Even though Teacher Preparation certificate programs may require a bachelor's degree for admission, they are considered sub-baccalaureate undergraduate programs, and students in these programs are undergraduate students.**

**General Information**

CIP Codes:  
The [CIP 2010 Website](#) includes a list of new CIP codes, a list of deleted CIP codes, a list of moved CIP Codes, and an online crosswalk of the 2000 CIP and 2010 CIP.

The [Resources Page](#) of the CIP 2010 website contains many valuable resources including:

- CIP 2010 Manual and copies of previous editions of the CIP Manual
- Crosswalk between the 2000 CIP codes and the 2010 CIP codes in Excel format

Keep in mind that some information provided by institutions on the Completions component appear in the [College Navigator](#), which is a major tool used by consumers searching for information about postsecondary education. It is therefore vitally important that you include accurate information about your institution.

Survey materials can be downloaded using the following link: [Survey Materials](#).  
The prior year revision system can be accessed using the following link: [Prior Year Revision System](#)



CIPCODE	Award Level	Major	Gender	Non Resident Alien	Hispanic / Latino	American Indian or Alaska Native	Asian	Black or African American	Native Hawaiian or Other Pacific Islander	White	Two or more Races	Race/ ethnicity unknown	Total	distance education program
09.0701 Radio and Television	5 - Bachelor's degree	1	Total	0	0	0	0	0	0	0	0	0	0	No
			Men	0	0	0	0	4	0	6	2	0	12	
			Women	0	0	0	1	3	0	6	2	0	12	
09.0701 Radio and Television	5 - Bachelor's degree	2	Total	0	0	0	1	7	0	12	4	0	24	No
			Men	0	0	0	0	1	0	0	1	0	2	
			Women	0	0	0	0	0	0	0	0	0	0	
09.0799 Radio, Television, and Digital Communication, Other	5 - Bachelor's degree	1	Total	0	0	0	0	1	0	0	1	0	2	No
			Men	0	0	0	0	2	0	7	0	0	9	
			Women	0	0	0	0	0	0	3	0	0	3	
09.0799 Radio, Television, and Digital Communication, Other	5 - Bachelor's degree	2	Total	0	0	0	0	0	0	0	0	0	0	No
			Men	0	0	0	0	0	0	0	0	0	0	
			Women	0	0	0	0	0	0	0	0	0	0	
09.0901 Organizational Communication, General	1 - Awards of less than 1 academic year	1	Total	0	0	0	0	0	0	0	0	0	0	No
			Men	0	0	0	0	0	0	0	0	0	0	
			Women	0	0	0	0	0	0	0	0	0	0	
09.0901 Organizational Communication, General	5 - Bachelor's degree	1	Total	0	0	0	0	3	0	28	2	0	33	No
			Men	0	0	0	0	1	0	7	1	0	9	
			Women	0	0	0	0	2	0	21	1	0	24	
09.0901 Organizational Communication, General	5 - Bachelor's degree	2	Total	0	0	0	0	0	0	2	1	0	3	No
			Men	0	0	0	0	0	0	1	1	0	2	
			Women	0	0	0	0	0	0	0	1	0	1	
09.0902 Public Relations/Image Management	5 - Bachelor's degree	1	Total	0	0	0	0	8	0	40	5	1	55	No
			Men	0	0	0	0	3	0	7	1	0	11	
			Women	1	0	0	0	5	0	33	4	1	44	
09.0902 Public Relations/Image Management	5 - Bachelor's degree	2	Total	0	0	0	0	0	0	3	0	0	3	No
			Men	0	0	0	0	0	0	0	0	0	0	
			Women	0	0	0	0	0	0	3	0	0	3	
11.0201 Computer Programming/Programmer, General	5 - Bachelor's degree	1	Total	0	0	0	1	1	0	7	2	0	11	No
			Men	0	0	0	0	0	6	1	0	7		
			Women	0	0	0	1	1	0	1	1	0	4	
11.0299 Computer Programming, Other	5 - Bachelor's degree	1	Total	0	0	0	0	1	0	2	0	0	3	No
			Men	0	0	0	0	1	0	1	0	0	2	
			Women	0	0	0	0	0	0	1	0	0	1	
11.0401 Information Science/Studies	5 - Bachelor's degree	1	Total	1	0	0	2	3	0	13	0	0	19	No
			Men	0	0	0	1	3	0	9	0	0	13	
			Women	1	0	0	1	0	0	4	0	0	6	
11.0401 Information Science/Studies	7 - Master's degree	1	Total	33	0	0	0	2	0	0	0	0	35	No
			Men	20	0	0	0	2	0	0	0	0	22	
			Women	13	0	0	0	0	0	0	0	0	13	
11.0501 Computer Systems Analysis/Analyst	1 - Awards of less than 1 academic year	1	Total	0	0	0	0	0	0	0	0	0	0	No
			Men	0	0	0	0	0	0	0	0	0	0	
			Women	0	0	0	0	0	0	0	0	0	0	
11.0501	3 - Associate's degree	1	Total	0	0	0	3	4	0	20	0	1	28	
			Men	0	0	0	0	3	4	0	20	0	1	28
			Women	0	0	0	0	1	0	1	0	0	2	

CIPCODE	Award Level	Major	Gender	Non Resident Alien	Hispanic / Latino	American Indian or Alaska Native	Asian	Black or African American	Native Hawaiian or Other Pacific Islander	White	Two or more Races	Race/ ethnicity unknown	Total	distance education program	
Computer Systems Analysis/Analyst			Total	0	0	0	3	5	0	21	0	1	30	No	
11.0501	6 - Postbaccalaureate certificates	1	Men	0	0	0	0	0	0	0	0	0	0		
Computer Systems Analysis/Analyst			Women	0	0	0	0	0	0	0	0	0	0	0	
			Total	0	0	0	0	0	0	0	0	0	0	0	No
11.0501	8 - Post-Master's certificates	1	Men	0	0	0	0	0	0	0	0	0	0		
Computer Systems Analysis/Analyst			Women	0	0	0	0	0	0	0	0	0	0	0	
			Total	0	0	0	0	0	0	0	0	0	0	0	No
11.0701	1 - Awards of less than 1 academic year	1	Men	1	0	0	0	0	0	1	0	0	2		
Computer Science			Women	0	0	0	0	0	0	0	0	0	0	0	
			Total	1	0	0	0	0	0	0	1	0	0	2	No
11.0701	5 - Bachelor's degree	1	Men	0	0	0	0	0	0	0	0	0	0		
Computer Science			Women	0	0	0	0	0	0	0	0	0	0	0	
			Total	0	0	0	0	0	0	0	0	0	0	0	No
11.0701	7 - Master's degree	1	Men	7	0	0	0	0	0	1	1	0	9		
Computer Science			Women	11	0	0	0	0	0	0	0	0	0	11	
			Total	18	0	0	0	0	0	0	1	1	0	20	No
11.0801	1 - Awards of less than 1 academic year	1	Men	0	0	0	0	0	0	0	0	0	0		
Web Page, Digital/Multimedia and Information Resources Design			Women	0	0	0	0	0	0	0	0	0	0	0	
			Total	0	0	0	0	0	0	0	0	0	0	0	No
11.0801	2 - Awards of at least 1 but less than 2 academic years	1	Men	0	0	0	0	0	0	1	0	0	1		
Web Page, Digital/Multimedia and Information Resources Design			Women	0	0	0	0	0	1	0	0	0	1	2	
			Total	0	0	0	0	0	0	1	0	1	0	3	No
11.0801	7 - Master's degree	1	Men	0	0	0	0	0	0	0	0	0	0		
Web Page, Digital/Multimedia and Information Resources Design			Women	0	0	0	0	0	0	0	0	0	0	0	
			Total	0	0	0	0	0	0	0	0	0	0	0	No
11.0801	8 - Post-Master's certificates	1	Men	0	0	0	0	0	0	0	0	0	0		
Web Page, Digital/Multimedia and Information Resources Design			Women	0	0	0	0	0	0	0	0	0	0	0	
			Total	0	0	0	0	0	0	0	0	0	0	0	No
11.0802	1 - Awards of less than 1 academic year	1	Men	0	0	0	0	0	0	0	0	0	0		
Data Modeling/Warehousing and Database Administration			Women	0	0	0	0	0	0	0	0	0	0	0	
			Total	0	0	0	0	0	0	0	0	0	0	0	No
11.0901	1 - Awards of less than 1 academic year	1	Men	0	0	0	0	0	0	0	0	0	0		
Computer Systems Networking and Telecommunications			Women	0	0	0	0	0	0	0	0	0	0	0	
			Total	0	0	0	0	0	0	0	0	0	0	0	No
11.0901	2 - Awards of at least 1 but less than 2 academic years	1	Men	0	0	0	0	0	0	2	0	0	2		
Computer Systems Networking and Telecommunications			Women	0	0	0	0	0	0	0	0	0	0	0	
			Total	0	0	0	0	0	0	0	2	0	0	2	No
11.0901	3 - Associate's degree	1	Men	0	0	0	0	4	0	7	0	0	11		
Computer Systems Networking and Telecommunications			Women	0	0	0	0	0	0	1	0	0	1		
			Total	0	0	0	0	0	0	4	0	8	0	12	No
11.0901	5 - Bachelor's degree	1	Men	0	1	0	0	1	0	24	2	0	28		
			Women	0	0	0	0	0	0	2	0	0	0	2	





CIPCODE	Award Level	Major	Gender	Non Resident Alien	Hispanic / Latino	American Indian or Alaska Native	Asian	Black or African American	Native Hawaiian or Other Pacific Islander	White	Two or more Races	Race/ ethnicity unknown	Total	distance education program
Counselor Education/School Counseling and Guidance Services	8 - Post-Master's certificates		Women	0	0	0	0	0	0	0	0	0	0	
			Total	0	0	0	0	0	0	0	0	0	0	No
13.1101 Counselor Education/School Counseling and Guidance Services	17 - Doctor's degree - research / scholarship	1	Men	0	0	0	0	0	0	0	0	0	0	
			Women	0	0	0	0	0	0	0	0	0	0	
			Total	0	0	0	0	0	0	0	0	0	0	No
13.1202 Elementary Education and Teaching	7 - Master's degree	1	Men	0	0	0	0	0	0	0	0	0	0	
			Women	0	0	0	0	0	0	0	0	0	0	
			Total	0	0	0	0	0	0	0	0	0	0	No
13.1202 Elementary Education and Teaching	17 - Doctor's degree - research / scholarship	1	Men	0	0	0	0	0	0	0	0	0	0	
			Women	0	0	0	0	0	1	0	0	1		
			Total	0	0	0	0	0	1	0	0	1	No	
13.1203 Junior High/Intermediate/Middle School Education and Teaching	5 - Bachelor's degree	1	Men	0	0	0	0	0	0	7	0	1	8	
			Women	0	0	0	0	2	19	1	0	22		
			Total	0	0	0	0	2	26	1	1	30	No	
13.1203 Junior High/Intermediate/Middle School Education and Teaching	5 - Bachelor's degree	2	Men	0	0	0	0	0	0	0	0	0	0	
			Women	0	0	0	0	0	0	0	0	0		
			Total	0	0	0	0	0	0	0	0	0	0	No
13.1205 Secondary Education and Teaching	7 - Master's degree	1	Men	0	0	0	0	0	0	0	0	0	0	
			Women	0	0	0	0	0	1	0	0	1		
			Total	0	0	0	0	0	1	0	0	1	No	
13.1205 Secondary Education and Teaching	17 - Doctor's degree - research / scholarship	1	Men	1	0	0	0	0	0	0	0	0	1	
			Women	0	0	0	0	0	1	0	0	1		
			Total	1	0	0	0	0	1	0	0	2	No	
13.1210 Early Childhood Education and Teaching	1 - Awards of less than 1 academic year	1	Men	0	0	0	0	0	0	0	0	0	0	
			Women	0	0	0	0	0	0	0	0	0	0	
			Total	0	0	0	0	0	0	0	0	0	0	No
13.1210 Early Childhood Education and Teaching	5 - Bachelor's degree	1	Men	0	0	0	0	0	0	2	1	0	3	
			Women	0	1	0	0	0	31	0	0	32		
			Total	0	1	0	0	0	33	1	0	35	No	
13.1210 Early Childhood Education and Teaching	5 - Bachelor's degree	2	Men	0	0	0	0	0	0	0	0	0	0	
			Women	0	0	0	0	0	0	0	0	0	0	
			Total	0	0	0	0	0	0	0	0	0	0	No
13.1302 Art Teacher Education	5 - Bachelor's degree	1	Men	0	0	0	0	0	0	0	0	0	0	
			Women	0	0	0	0	0	2	0	0	2		
			Total	0	0	0	0	0	2	0	0	2	No	
13.1302 Art Teacher Education	7 - Master's degree	1	Men	0	0	0	0	0	0	0	0	0	0	
			Women	0	0	0	0	0	0	0	0	0	0	
			Total	0	0	0	0	0	0	0	0	0	0	No
13.1302 Art Teacher Education	5 - Bachelor's degree	2	Men	0	0	0	0	0	0	0	0	0	0	
			Women	0	0	0	0	0	0	0	0	0	0	
			Total	0	0	0	0	0	0	0	0	0	0	No
13.1305 English/Language Arts Teacher Education	5 - Bachelor's degree	1	Men	0	0	0	0	0	0	4	0	0	4	
			Women	0	0	0	0	0	19	4	0	23		
			Total	0	0	0	0	0	23	4	0	27	No	



CIPCODE	Award Level	Major	Gender	Non Resident Alien	Hispanic / Latino	American Indian or Alaska Native	Asian	Black or African American	Native Hawaiian or Other Pacific Islander	White	Two or more Races	Race/ ethnicity unknown	Total	distance education program
13.1305 English/Language Arts Teacher Education	7 - Master's degree	1	Men	0	0	0	0	0	0	0	0	0	0	
			Women	0	0	0	0	0	0	0	0	0	0	
			Total	0	0	0	0	0	0	0	0	0	0	No
13.1305 English/Language Arts Teacher Education	5 - Bachelor's degree	2	Men	0	0	0	0	0	0	0	0	0	0	
			Women	0	0	0	0	0	0	0	0	0	0	
			Total	0	0	0	0	0	0	0	0	0	0	No
13.1307 Health Teacher Education	5 - Bachelor's degree	1	Men	0	0	0	0	0	0	0	0	0	0	
			Women	0	0	0	0	0	0	0	0	0	0	
			Total	0	0	0	0	0	0	0	0	0	0	No
13.1308 Family and Consumer Sciences/Home Economics Teacher Education	5 - Bachelor's degree	1	Men	0	0	0	0	0	0	0	0	0	0	
			Women	0	0	0	0	0	1	1	0	2		
			Total	0	0	0	0	0	1	1	0	2	No	
13.1308 Family and Consumer Sciences/Home Economics Teacher Education	7 - Master's degree	1	Men	0	0	0	0	0	0	0	0	0	0	
			Women	0	0	0	0	0	0	0	0	0	0	
			Total	0	0	0	0	0	0	0	0	0	0	No
13.1308 Family and Consumer Sciences/Home Economics Teacher Education	5 - Bachelor's degree	2	Men	0	0	0	0	0	0	0	0	0	0	
			Women	0	0	0	0	0	0	0	0	0	0	
			Total	0	0	0	0	0	0	0	0	0	0	No
13.1311 Mathematics Teacher Education	5 - Bachelor's degree	1	Men	0	0	0	0	0	0	2	0	0	2	
			Women	0	0	0	0	0	6	0	0	6		
			Total	0	0	0	0	0	8	0	0	8	No	
13.1311 Mathematics Teacher Education	7 - Master's degree	1	Men	0	0	0	0	0	0	0	1	0	1	
			Women	0	0	0	0	0	0	0	0	0	0	
			Total	0	0	0	0	0	0	0	1	0	1	No
13.1311 Mathematics Teacher Education	5 - Bachelor's degree	2	Men	0	0	0	0	0	0	0	0	0	0	
			Women	0	0	0	0	0	0	0	0	0	0	
			Total	0	0	0	0	0	0	0	0	0	0	No
13.1312 Music Teacher Education	5 - Bachelor's degree	1	Men	0	0	0	0	0	0	2	0	1	3	
			Women	0	0	0	0	0	3	0	0	3		
			Total	0	0	0	0	0	5	0	1	6	No	
13.1312 Music Teacher Education	7 - Master's degree	1	Men	0	0	0	0	0	0	1	0	1	2	
			Women	0	0	0	0	0	1	0	0	1		
			Total	0	0	0	0	0	2	0	1	3	No	
13.1312 Music Teacher Education	5 - Bachelor's degree	2	Men	0	0	0	0	0	0	0	0	0	0	
			Women	0	0	0	0	0	1	0	0	1		
			Total	0	0	0	0	0	1	0	0	1	No	
13.1314 Physical Education Teaching and Coaching	1 - Awards of less than 1 academic year	1	Men	0	0	0	0	0	0	0	0	0	0	
			Women	0	0	0	0	0	0	0	0	0	0	
			Total	0	0	0	0	0	0	0	0	0	0	No
13.1314 Physical Education Teaching and Coaching	5 - Bachelor's degree	1	Men	0	1	0	0	0	0	4	0	0	5	
			Women	1	0	0	0	0	3	0	0	4		
			Total	1	1	0	0	0	7	0	0	9	No	
13.1314	7 - Master's degree	1	Men	0	0	0	0	0	0	2	0	0	2	
			Women	0	0	0	0	0	1	0	0	1		







CIPCODE	Award Level	Major	Gender	Non Resident Alien	Hispanic / Latino	American Indian or Alaska Native	Asian	Black or African American	Native Hawaiian or Other Pacific Islander	White	Two or more Races	Race/ ethnicity unknown	Total	distance education program	
14.0101 Engineering, General	7 - Master's degree	1	Total	1	0	0	0	0	0	2	0	0	3	No	
			Men	0	0	0	0	0	0	4	0	0	4		
			Women	0	0	0	0	0	0	0	0	0	0	0	
14.0101 Engineering, General	17 - Doctor's degree - research / scholarship	1	Total	0	0	0	0	0	0	4	0	0	4	No	
			Men	0	0	0	0	0	0	0	0	0	0	0	
			Women	0	0	0	0	0	0	0	0	0	0	0	
14.0101 Engineering, General	5 - Bachelor's degree	2	Total	0	0	0	0	0	0	0	0	0	0	No	
			Men	0	0	0	0	0	0	0	0	0	1	1	
			Women	0	0	0	0	0	0	0	0	0	0	0	
14.0201 Aerospace, Aeronautical and Astronautical/Space Engineering	5 - Bachelor's degree	1	Total	0	0	0	0	0	0	6	0	0	6		
			Men	0	0	0	0	0	0	0	0	0	0	0	
			Women	0	0	0	0	0	0	0	0	0	0	0	
14.0501 Bioengineering and Biomedical Engineering	5 - Bachelor's degree	1	Total	0	0	0	0	0	0	6	0	0	6	No	
			Men	3	1	0	2	0	0	25	1	0	32		
			Women	3	1	0	2	1	0	17	2	1	27		
14.0501 Bioengineering and Biomedical Engineering	7 - Master's degree	1	Total	6	2	0	4	1	0	42	3	1	59	No	
			Men	0	0	0	0	0	0	1	0	0	1		
			Women	0	0	0	0	0	0	0	1	0	0	1	
14.0501 Bioengineering and Biomedical Engineering	17 - Doctor's degree - research / scholarship	1	Total	0	0	0	0	0	0	2	0	0	2	No	
			Men	0	0	0	0	0	0	0	0	0	0	0	
			Women	0	0	0	0	0	0	0	3	0	0	3	
14.0501 Bioengineering and Biomedical Engineering	5 - Bachelor's degree	2	Total	0	0	0	0	0	0	3	0	0	3	No	
			Men	0	0	0	0	0	0	0	0	0	0	0	
			Women	0	0	0	0	0	0	0	0	0	0	0	
14.0701 Chemical Engineering	1 - Awards of less than 1 academic year	1	Total	0	0	0	0	0	0	0	0	0	0	No	
			Men	6	0	0	0	0	0	12	1	1	20		
			Women	0	0	0	1	0	0	9	0	0	10		
14.0701 Chemical Engineering	5 - Bachelor's degree	1	Total	6	0	0	1	0	0	21	1	1	30	No	
			Men	8	0	0	1	0	0	40	2	1	52		
			Women	1	0	0	1	0	0	18	0	0	20		
14.0701 Chemical Engineering	7 - Master's degree	1	Total	9	0	0	2	0	0	58	2	1	72	No	
			Men	0	0	0	0	0	0	0	0	0	0	0	
			Women	0	0	0	0	0	0	1	0	0	1		
14.0701 Chemical Engineering	17 - Doctor's degree - research / scholarship	1	Total	0	0	0	0	0	0	1	0	0	1	No	
			Men	6	0	0	0	0	0	0	0	0	6		
			Women	5	0	0	0	0	0	0	0	0	5		
14.0701 Chemical Engineering	5 - Bachelor's degree	2	Total	11	0	0	0	0	0	0	0	0	11	No	
			Men	0	0	0	0	0	0	0	0	0	0	0	
			Women	0	0	0	0	0	0	0	0	0	0	0	
14.0801 Civil Engineering, General	5 - Bachelor's degree	1	Total	0	0	0	0	0	0	0	0	0	0	No	
			Men	3	1	0	0	2	0	45	0	1	52		
			Women	0	0	0	0	0	0	4	0	0	4		
14.0801 Civil Engineering, General	7 - Master's degree	1	Total	3	1	0	0	2	0	49	0	1	56	No	
			Men	17	0	0	0	0	0	4	0	0	21		
			Women	2	0	0	1	0	0	0	0	0	3		
			Total	19	0	0	1	0	0	4	0	0	24	No	

CIPCODE	Award Level	Major	Gender	Non Resident Alien	Hispanic / Latino	American Indian or Alaska Native	Asian	Black or African American	Native Hawaiian or Other Pacific Islander	White	Two or more Races	Race/ ethnicity unknown	Total	distance education program
14.0801 Civil Engineering, General	17 - Doctor's degree - research / scholarship	1	Men	8	0	0	0	0	0	0	0	0	8	
			Women	2	1	0	0	0	0	0	0	0	3	
			Total	10	1	0	0	0	0	0	0	0	11	No
14.0801 Civil Engineering, General	5 - Bachelor's degree	2	Men	0	0	0	0	0	0	0	0	0	0	
			Women	0	0	0	0	0	0	0	0	0	0	
			Total	0	0	0	0	0	0	0	0	0	0	No
14.0802 Geotechnical and Geoenvironmental Engineering	8 - Post-Master's certificates	1	Men	0	0	0	0	0	0	0	0	0	0	
			Women	0	0	0	0	0	0	0	0	0	0	
			Total	0	0	0	0	0	0	0	0	0	0	No
14.0803 Structural Engineering	6 - Postbaccalaureate certificates	1	Men	0	0	0	0	0	0	2	0	0	2	
			Women	0	0	0	0	0	0	0	0	0	0	
			Total	0	0	0	0	0	0	2	0	0	2	No
14.0803 Structural Engineering	8 - Post-Master's certificates	1	Men	0	0	0	0	0	0	0	0	0	0	
			Women	0	0	0	0	0	0	0	0	0	0	
			Total	0	0	0	0	0	0	0	0	0	0	No
14.0804 Transportation and Highway Engineering	8 - Post-Master's certificates	1	Men	0	0	0	0	0	0	0	0	0	0	
			Women	0	0	0	0	0	0	0	0	0	0	
			Total	0	0	0	0	0	0	0	0	0	0	No
14.0901 Computer Engineering, General	5 - Bachelor's degree	1	Men	1	1	0	0	1	0	18	1	2	24	
			Women	1	0	0	0	0	0	1	0	0	2	
			Total	2	1	0	0	1	0	19	1	2	26	No
14.0901 Computer Engineering, General	17 - Doctor's degree - research / scholarship	1	Men	0	0	0	0	0	0	0	0	0	0	
			Women	0	0	0	0	0	0	0	0	0	0	
			Total	0	0	0	0	0	0	0	0	0	0	No
14.0901 Computer Engineering, General	5 - Bachelor's degree	2	Men	0	0	0	0	0	0	0	0	0	0	
			Women	0	0	0	0	0	0	0	0	0	0	
			Total	0	0	0	0	0	0	0	0	0	0	No
14.1001 Electrical and Electronics Engineerin	5 - Bachelor's degree	1	Men	5	0	0	1	4	0	38	0	0	48	
			Women	0	0	0	0	1	0	1	0	0	2	
			Total	5	0	0	1	5	0	39	0	0	50	No
14.1001 Electrical and Electronics Engineerin	7 - Master's degree	1	Men	15	0	0	0	0	0	0	1	0	16	
			Women	2	0	0	0	0	0	0	0	0	2	
			Total	17	0	0	0	0	0	1	0	18	No	
14.1001 Electrical and Electronics Engineerin	17 - Doctor's degree - research / scholarship	1	Men	4	0	0	1	0	0	0	0	1	6	
			Women	1	0	0	0	0	0	0	0	0	1	
			Total	5	0	0	1	0	0	0	1	7	No	
14.1001 Electrical and Electronics Engineerin	5 - Bachelor's degree	2	Men	0	0	0	0	0	0	0	0	0	0	
			Women	0	0	0	0	0	0	0	0	0	0	
			Total	0	0	0	0	0	0	0	0	0	0	No
14.1401 Environmental/Environmental Health Engineering	8 - Post-Master's certificates	1	Men	0	0	0	0	0	0	0	0	0	0	
			Women	0	0	0	0	0	0	0	0	0	0	
			Total	0	0	0	0	0	0	0	0	0	0	No
14.1901 Mechanical Engineering	5 - Bachelor's degree	1	Men	5	2	0	0	2	0	131	1	5	146	
			Women	0	0	0	2	5	0	18	1	1	27	
			Total	5	2	0	2	7	0	149	2	6	173	No
14.1901	7 - Master's degree	1	Men	10	1	0	1	0	0	6	0	0	18	



CIPCODE	Award Level	Major	Gender	Non Resident Alien	Hispanic / Latino	American Indian or Alaska Native	Asian	Black or African American	Native Hawaiian or Other Pacific Islander	White	Two or more Races	Race/ ethnicity unknown	Total	distance education program
Electrical, Electronic and Communications Engineering Technology/Technician														
15.0613 Manufacturing Engineering Technology/Technician	3 - Associate's degree	1	Men	0	0	0	0	0	0	6	0	1	7	
			Women	0	0	0	0	0	0	0	0	0	0	
			Total	0	0	0	0	0	0	6	0	1	7	No
15.0613 Manufacturing Engineering Technology/Technician	5 - Bachelor's degree	1	Men	0	1	0	0	0	0	12	0	0	13	
			Women	0	0	0	0	0	0	0	0	0	0	
			Total	0	1	0	0	0	0	12	0	0	13	No
15.0613 Manufacturing Engineering Technology/Technician	5 - Bachelor's degree	2	Men	0	0	0	0	0	0	0	0	0	0	
			Women	0	0	0	0	0	0	0	0	0	0	
			Total	0	0	0	0	0	0	0	0	0	0	No
15.0615 Chemical Engineering Technology/Technician	1 - Awards of less than 1 academic year	1	Men	7	0	0	0	0	0	8	0	0	15	
			Women	1	0	0	0	0	0	1	0	0	2	
			Total	8	0	0	0	0	0	9	0	0	17	No
15.0702 Quality Control Technology/Technician	1 - Awards of less than 1 academic year	1	Men	0	0	0	0	0	0	0	0	0	0	
			Women	0	0	0	0	0	0	0	0	0	0	
			Total	0	0	0	0	0	0	0	0	0	0	No
15.0805 Mechanical Engineering/Mechanical Technology/Technician	3 - Associate's degree	1	Men	1	1	1	0	0	0	29	1	1	34	
			Women	0	0	0	0	0	0	4	0	0	4	
			Total	1	1	1	0	0	0	33	1	1	38	No
15.0805 Mechanical Engineering/Mechanical Technology/Technician	5 - Bachelor's degree	1	Men	3	0	0	1	2	0	31	1	0	38	
			Women	1	0	0	0	0	0	2	0	0	3	
			Total	4	0	0	1	2	0	33	1	0	41	No
15.1001 Construction Engineering Technology/Technician	1 - Awards of less than 1 academic year	1	Men	0	0	0	0	0	0	6	0	0	6	
			Women	0	0	0	0	0	0	2	0	0	2	
			Total	0	0	0	0	0	0	8	0	0	8	No
15.1001 Construction Engineering Technology/Technician	3 - Associate's degree	1	Men	1	0	1	0	1	0	24	1	0	28	
			Women	0	0	0	0	0	0	1	0	0	1	
			Total	1	0	1	0	1	0	25	1	0	29	No
15.1001 Construction Engineering Technology/Technician	5 - Bachelor's degree	1	Men	0	0	0	0	1	0	19	2	0	22	
			Women	0	0	0	0	0	0	2	0	0	2	
			Total	0	0	0	0	1	0	21	2	0	24	No
15.1001 Construction Engineering Technology/Technician	5 - Bachelor's degree	2	Men	0	0	0	0	0	0	0	0	0	0	
			Women	0	0	0	0	0	0	0	0	0	0	
			Total	0	0	0	0	0	0	0	0	0	0	No
15.1102 Surveying Technology/Surveying	1 - Awards of less than 1 academic year	1	Men	0	0	0	0	0	0	7	0	0	7	
			Women	0	0	0	0	0	0	1	0	0	1	
			Total	0	0	0	0	0	0	8	0	0	8	No
15.1102 Surveying Technology/Surveying	2 - Awards of at least 1 but less than 2 academic years	1	Men	0	0	0	0	0	0	2	0	0	2	
			Women	1	0	0	0	0	0	0	0	0	1	
			Total	1	0	0	0	0	0	2	0	0	3	No
15.1102 Surveying Technology/Surveying	3 - Associate's degree	1	Men	1	0	0	0	0	0	7	0	0	8	
			Women	0	0	0	0	0	0	1	0	0	1	
			Total	1	0	0	0	0	0	8	0	0	9	No





CIPCODE	Award Level	Major	Gender	Non Resident Alien	Hispanic / Latino	American Indian or Alaska Native	Asian	Black or African American	Native Hawaiian or Other Pacific Islander	White	Two or more Races	Race/ ethnicity unknown	Total	distance education program
16.0905 Spanish Language and Literature	5 - Bachelor's degree	2	Men	0	0	0	0	0	0	1	0	0	1	
			Women	0	0	0	0	0	0	4	0	0	4	
			Total	0	0	0	0	0	0	5	0	0	5	No
16.1200 Classics and Classical Languages, Literatures, and Linguistics, General	5 - Bachelor's degree	1	Men	0	0	0	0	0	0	0	0	0	0	
			Women	0	0	0	0	0	0	0	0	0	0	
			Total	0	0	0	0	0	0	0	0	0	0	No
16.1200 Classics and Classical Languages, Literatures, and Linguistics, General	5 - Bachelor's degree	2	Men	0	0	0	0	0	0	0	0	0	0	
			Women	0	0	0	0	0	0	0	0	0	0	
			Total	0	0	0	0	0	0	0	0	0	0	No
16.1603 Sign Language Interpretation and Translation	1 - Awards of less than 1 academic year	1	Men	0	0	0	0	0	0	2	0	0	2	
			Women	0	0	0	0	1	0	13	1	0	15	
			Total	0	0	0	0	1	0	15	1	0	17	No
19.0499 Family and Consumer Economics and Related Services, Other	5 - Bachelor's degree	1	Men	0	0	0	0	0	0	0	0	0	0	
			Women	0	0	0	0	0	0	0	0	0	0	
			Total	0	0	0	0	0	0	0	0	0	0	No
19.0501 Foods, Nutrition, and Wellness Studies, General	5 - Bachelor's degree	1	Men	0	0	0	0	0	0	0	0	0	0	
			Women	0	0	0	0	0	0	0	0	0	0	
			Total	0	0	0	0	0	0	0	0	0	0	No
19.0501 Foods, Nutrition, and Wellness Studies, General	7 - Master's degree	1	Men	0	0	0	0	0	0	0	0	0	0	
			Women	0	0	0	0	0	0	0	0	0	0	
			Total	0	0	0	0	0	0	0	0	0	0	No
19.0501 Foods, Nutrition, and Wellness Studies, General	5 - Bachelor's degree	2	Men	0	0	0	0	0	0	0	0	0	0	
			Women	0	0	0	0	0	0	0	0	0	0	
			Total	0	0	0	0	0	0	0	0	0	0	No
19.0601 Housing and Human Environments, General	5 - Bachelor's degree	1	Men	0	0	0	0	1	0	0	0	0	1	
			Women	0	0	0	0	1	0	5	0	0	6	
			Total	0	0	0	0	2	0	5	0	0	7	No
19.0601 Housing and Human Environments, General	5 - Bachelor's degree	2	Men	0	0	0	0	0	0	0	0	0	0	
			Women	0	0	0	0	0	0	0	0	0	0	
			Total	0	0	0	0	0	0	0	0	0	0	No
19.0704 Family Systems	1 - Awards of less than 1 academic year	1	Men	0	0	0	0	1	0	0	0	0	1	
			Women	0	1	0	1	3	0	15	0	0	20	
			Total	0	1	0	1	4	0	15	0	0	21	No
19.0704 Family Systems	5 - Bachelor's degree	1	Men	0	0	0	0	1	0	0	0	0	1	
			Women	0	0	0	0	2	0	6	0	0	8	
			Total	0	0	0	0	3	0	6	0	0	9	No
19.0704 Family Systems	6 - Postbaccalaureate certificates	1	Men	0	0	0	0	0	0	0	0	0	0	
			Women	0	0	0	0	0	0	0	0	0	0	
			Total	0	0	0	0	0	0	0	0	0	0	No
19.0704 Family Systems	5 - Bachelor's degree	2	Men	0	0	0	0	0	0	0	0	0	0	
			Women	0	0	0	0	0	0	0	0	0	0	
			Total	0	0	0	0	0	0	0	0	0	0	No
19.0706 Child Development		1	Men	0	0	0	0	0	0	0	0	0	0	
			Women	0	0	0	0	1	0	2	0	0	3	









CIPCODE	Award Level	Major	Gender	Non Resident Alien	Hispanic / Latino	American Indian or Alaska Native	Asian	Black or African American	Native Hawaiian or Other Pacific Islander	White	Two or more Races	Race/ ethnicity unknown	Total	distance education program
Peace Studies and Conflict Resolution	1 - Awards of less than 1 academic year		Total	0	0	0	0	0	0	0	0	0	0	No
30.0501 Peace Studies and Conflict Resolution	6 - Postbaccalaureate certificates	1	Men	0	0	0	0	0	0	0	0	0	0	
			Women	0	0	0	0	0	0	0	0	0	0	
			Total	0	0	0	0	0	0	0	0	0	0	No
30.0801 Mathematics and Computer Science	5 - Bachelor's degree	1	Men	1	0	0	2	0	0	39	1	0	43	
			Women	0	0	0	0	0	0	3	0	0	3	
			Total	1	0	0	2	0	0	42	1	0	46	No
30.0801 Mathematics and Computer Science	5 - Bachelor's degree	2	Men	0	0	0	0	0	0	0	0	0	0	
			Women	0	0	0	0	0	0	0	0	0	0	
			Total	0	0	0	0	0	0	0	0	0	0	No
30.1101 Gerontology	1 - Awards of less than 1 academic year	1	Men	0	0	0	0	0	0	0	0	0	0	
			Women	0	0	0	0	0	0	0	0	0	0	
			Total	0	0	0	0	0	0	0	0	0	0	No
30.1101 Gerontology	6 - Postbaccalaureate certificates	1	Men	1	0	0	0	0	0	0	0	0	1	
			Women	0	1	0	0	0	0	0	0	0	1	
			Total	1	1	0	0	0	0	0	0	0	2	No
30.1101 Gerontology	8 - Post-Master's certificates	1	Men	0	0	0	0	0	0	0	0	0	0	
			Women	0	0	0	0	0	0	0	0	0	0	
			Total	0	0	0	0	0	0	0	0	0	0	No
30.1401 Museology/Museum Studies	1 - Awards of less than 1 academic year	1	Men	0	0	0	0	0	0	0	0	0	0	
			Women	0	0	0	0	0	0	5	0	0	5	
			Total	0	0	0	0	0	0	5	0	0	5	No
30.2801 Dispute Resolution	1 - Awards of less than 1 academic year	1	Men	0	0	0	0	0	0	1	0	0	1	
			Women	0	0	0	0	0	0	2	0	0	2	
			Total	0	0	0	0	0	0	3	0	0	3	No
30.9999 Multi-/Interdisciplinary Studies, Other	3 - Associate's degree	1	Men	0	0	0	0	0	0	2	0	0	2	
			Women	0	0	0	0	2	0	1	0	0	3	
			Total	0	0	0	0	2	0	3	0	0	5	No
30.9999 Multi-/Interdisciplinary Studies, Other	5 - Bachelor's degree	1	Men	0	0	0	0	0	0	0	0	0	0	
			Women	0	0	0	0	0	0	0	0	0	0	
			Total	0	0	0	0	0	0	0	0	0	0	No
30.9999 Multi-/Interdisciplinary Studies, Other	6 - Postbaccalaureate certificates	1	Men	0	0	0	0	0	0	0	0	0	0	
			Women	0	0	0	0	0	0	1	0	0	1	
			Total	0	0	0	0	0	0	1	0	0	1	No
30.9999 Multi-/Interdisciplinary Studies, Other	5 - Bachelor's degree	2	Men	0	0	0	0	0	0	0	0	0	0	
			Women	0	0	0	0	0	0	0	0	0	0	
			Total	0	0	0	0	0	0	0	0	0	0	No
31.0504 Sport and Fitness Administration/Management	1 - Awards of less than 1 academic year	1	Men	0	0	0	0	0	0	0	0	0	0	
			Women	0	0	0	0	0	0	0	0	0	0	
			Total	0	0	0	0	0	0	0	0	0	0	No
31.0504 Sport and Fitness Administration/Management	5 - Bachelor's degree	1	Men	0	1	0	0	18	0	31	2	0	52	
			Women	2	0	0	0	1	0	6	0	0	9	
			Total	2	1	0	0	19	0	37	2	0	61	No
31.0504	7 - Master's degree	1	Men	1	0	0	0	3	0	10	1	0	15	





CIPCODE	Award Level	Major	Gender	Non Resident Alien	Hispanic / Latino	American Indian or Alaska Native	Asian	Black or African American	Native Hawaiian or Other Pacific Islander	White	Two or more Races	Race/ ethnicity unknown	Total	distance education program	
40.0603 Geophysics and Seismology	7 - Master's degree	1	Total	0	0	0	0	0	0	1	0	0	1	No	
			Men	0	0	0	0	0	0	0	0	0	0		
			Women	0	0	0	0	0	0	0	0	0	0	0	
40.0603 Geophysics and Seismology	5 - Bachelor's degree	2	Total	0	0	0	0	0	0	0	0	0	0	No	
			Men	0	0	0	0	0	0	0	0	0	0		
			Women	0	0	0	0	0	0	0	0	0	0	0	
40.0801 Physics, General	5 - Bachelor's degree	1	Men	0	1	0	0	0	0	5	1	1	8		
			Women	0	0	0	0	0	0	0	0	0	0	0	
			Total	0	1	0	0	0	0	5	1	1	8	No	
40.0801 Physics, General	7 - Master's degree	1	Men	4	1	0	1	0	0	1	0	0	7		
			Women	2	0	0	0	0	0	1	0	0	3		
			Total	6	1	0	1	0	0	2	0	0	10	No	
40.0801 Physics, General	5 - Bachelor's degree	2	Men	0	0	0	0	0	0	0	0	0	0		
			Women	0	0	0	0	0	0	0	0	0	0	0	
			Total	0	0	0	0	0	0	0	0	0	0	0	No
40.0899 Physics, Other	1 - Awards of less than 1 academic year	1	Men	0	0	0	0	0	0	0	0	0	0		
			Women	0	0	0	0	0	0	0	0	0	0	0	
			Total	0	0	0	0	0	0	0	0	0	0	0	No
42.0101 Psychology, General	5 - Bachelor's degree	1	Men	1	0	0	1	2	0	21	0	0	25		
			Women	0	7	0	2	7	0	65	5	3	89		
			Total	1	7	0	3	9	0	86	5	3	114	No	
42.0101 Psychology, General	7 - Master's degree	1	Men	0	0	0	0	0	0	0	0	0	0		
			Women	0	0	0	0	0	0	0	0	0	0	0	
			Total	0	0	0	0	0	0	0	0	0	0	0	No
42.0101 Psychology, General	5 - Bachelor's degree	2	Men	0	0	0	0	0	0	0	0	0	0		
			Women	0	0	0	0	0	0	2	0	0	2		
			Total	0	0	0	0	0	0	2	0	0	2	No	
42.2709 Psychopharmacology	7 - Master's degree	1	Men	0	0	0	0	0	0	0	0	0	0		
			Women	0	0	0	0	0	0	0	0	0	0	0	
			Total	0	0	0	0	0	0	0	0	0	0	0	No
42.2803 Counseling Psychology	7 - Master's degree	1	Men	0	0	0	0	1	0	0	0	0	1		
			Women	1	0	0	0	1	0	0	0	0	0	2	
			Total	1	0	0	0	2	0	0	0	0	0	3	No
42.2803 Counseling Psychology	17 - Doctor's degree - research / scholarship	1	Men	0	0	0	0	0	0	3	0	0	3		
			Women	1	0	0	0	2	0	3	0	1	7		
			Total	1	0	0	0	2	0	6	0	1	10	No	
42.2804 Industrial and Organizational Psychology	7 - Master's degree	1	Men	0	0	0	1	0	0	4	0	0	5		
			Women	0	0	0	1	0	2	0	0	3			
			Total	0	0	0	2	0	6	0	0	8	No		
42.2804 Industrial and Organizational Psychology	17 - Doctor's degree - research / scholarship	1	Men	0	0	0	0	0	0	0	0	0	0		
			Women	0	0	0	0	1	0	3	0	0	4		
			Total	0	0	0	0	1	0	3	0	0	4	No	
42.2809 Geropsychology	7 - Master's degree	1	Men	0	0	0	0	0	0	0	0	0	0		
			Women	0	0	0	0	0	0	2	0	0	2		
			Total	0	0	0	0	0	0	2	0	0	2	No	







CIPCODE	Award Level	Major	Gender	Non Resident Alien	Hispanic / Latino	American Indian or Alaska Native	Asian	Black or African American	Native Hawaiian or Other Pacific Islander	White	Two or more Races	Race/ ethnicity unknown	Total	distance education program
Geographic Information Science and Cartography	1 - Awards of less than 1 academic year		Total	0	0	0	0	0	0	0	0	0	0	No
45.0702 Geographic Information Science and Cartography	3 - Associate's degree	1	Men	0	0	0	0	0	0	2	0	0	2	
			Women	0	0	0	0	0	0	0	0	0	0	
			Total	0	0	0	0	0	0	2	0	0	2	No
45.0702 Geographic Information Science and Cartography	5 - Bachelor's degree	1	Men	0	0	0	0	0	0	4	0	0	4	
			Women	0	0	0	0	0	0	0	0	0	0	
			Total	0	0	0	0	0	0	4	0	0	4	No
45.0702 Geographic Information Science and Cartography	6 - Postbaccalaureate certificates	1	Men	0	0	0	0	0	0	0	0	0	0	
			Women	0	0	0	0	0	0	0	0	0	0	
			Total	0	0	0	0	0	0	0	0	0	0	No
45.0702 Geographic Information Science and Cartography	7 - Master's degree	1	Men	4	0	0	0	0	0	0	0	0	4	
			Women	1	0	0	0	0	0	0	0	0	1	
			Total	5	0	0	0	0	0	0	0	0	5	No
45.0702 Geographic Information Science and Cartography	8 - Post-Master's certificates	1	Men	0	0	0	0	0	0	0	0	0	0	
			Women	0	0	0	0	0	0	0	0	0	0	
			Total	0	0	0	0	0	0	0	0	0	0	No
45.0901 International Relations and Affairs	5 - Bachelor's degree	1	Men	0	0	0	0	0	0	0	0	0	0	
			Women	0	0	0	0	0	0	0	0	0	0	
			Total	0	0	0	0	0	0	0	0	0	0	No
45.0901 International Relations and Affairs	8 - Post-Master's certificates	1	Men	0	0	0	0	0	0	0	0	0	0	
			Women	0	0	0	0	0	0	0	0	0	0	
			Total	0	0	0	0	0	0	0	0	0	0	No
45.0901 International Relations and Affairs	5 - Bachelor's degree	2	Men	0	0	0	0	0	0	0	0	0	0	
			Women	0	0	0	0	0	0	0	0	0	0	
			Total	0	0	0	0	0	0	0	0	0	0	No
45.0902 National Security Policy Studies	7 - Master's degree	1	Men	1	0	0	0	0	0	3	0	0	4	
			Women	0	0	0	0	1	0	1	0	0	2	
			Total	1	0	0	0	1	0	4	0	0	6	No
45.1001 Political Science and Government, General	5 - Bachelor's degree	1	Men	0	0	0	0	1	0	14	1	0	16	
			Women	0	0	0	1	1	0	10	1	0	13	
			Total	0	0	0	1	2	0	24	2	0	29	No
45.1001 Political Science and Government, General	7 - Master's degree	1	Men	1	0	0	0	0	0	0	0	0	1	
			Women	0	0	0	0	0	0	0	0	0	0	
			Total	1	0	0	0	0	0	0	0	0	1	No
45.1001 Political Science and Government, General	5 - Bachelor's degree	2	Men	0	0	0	0	0	0	0	0	0	0	
			Women	0	0	0	0	0	0	0	0	0	0	
			Total	0	0	0	0	0	0	0	0	0	0	No
45.1002 American Government and Politics (United States)	5 - Bachelor's degree	1	Men	0	0	0	0	0	0	1	0	0	1	
			Women	0	0	0	0	0	0	0	0	0	0	
			Total	0	0	0	0	0	0	1	0	0	1	No
45.1002 American Government and Politics (United States)	5 - Bachelor's degree	2	Men	0	0	0	0	0	0	0	0	0	0	
			Women	0	0	0	0	0	0	0	0	0	0	
			Total	0	0	0	0	0	0	0	0	0	0	No
45.1099		1	Men	0	0	0	0	0	0	1	0	0	1	



CIPCODE	Award Level	Major	Gender	Non Resident Alien	Hispanic / Latino	American Indian or Alaska Native	Asian	Black or African American	Native Hawaiian or Other Pacific Islander	White	Two or more Races	Race/ ethnicity unknown	Total	distance education program
Drama and Dramatics/Theatre Arts, General	5 - Bachelor's degree		Women	0	0	0	0	0	0	0	0	0	0	
			Total	0	0	0	0	0	0	0	0	0	0	No
50.0501 Drama and Dramatics/Theatre Arts, General	7 - Master's degree	1	Men	0	0	0	0	0	0	0	0	0	0	
			Women	0	0	0	0	0	0	2	0	0	2	
			Total	0	0	0	0	0	0	2	0	0	2	No
50.0501 Drama and Dramatics/Theatre Arts, General	5 - Bachelor's degree	2	Men	0	0	0	0	0	0	0	0	0	0	
			Women	0	0	0	0	0	0	0	0	0	0	
			Total	0	0	0	0	0	0	0	0	0	0	No
50.0605 Photography	5 - Bachelor's degree	1	Men	0	0	0	0	0	0	3	0	0	3	
			Women	0	0	0	0	0	0	3	0	0	3	
			Total	0	0	0	0	0	0	6	0	0	6	No
50.0605 Photography	5 - Bachelor's degree	2	Men	0	0	0	0	0	0	0	0	0	0	
			Women	0	0	0	0	0	0	0	0	0	0	
			Total	0	0	0	0	0	0	0	0	0	0	No
50.0702 Fine/Studio Arts, General	5 - Bachelor's degree	1	Men	0	0	0	0	0	0	3	1	0	4	
			Women	0	0	0	0	2	0	9	0	0	11	
			Total	0	0	0	0	2	0	12	1	0	15	No
50.0702 Fine/Studio Arts, General	5 - Bachelor's degree	2	Men	0	0	0	0	0	0	0	0	0	0	
			Women	0	0	0	0	0	0	0	0	0	0	
			Total	0	0	0	0	0	0	0	0	0	0	No
50.0703 Art History, Criticism and Conservation	5 - Bachelor's degree	1	Men	0	0	0	0	0	0	0	0	0	0	
			Women	0	0	0	0	0	0	0	0	0	0	
			Total	0	0	0	0	0	0	0	0	0	0	No
50.0703 Art History, Criticism and Conservation	5 - Bachelor's degree	2	Men	0	0	0	0	0	0	0	0	0	0	
			Women	0	0	0	0	0	0	0	0	0	0	
			Total	0	0	0	0	0	0	0	0	0	0	No
50.0709 Sculpture	5 - Bachelor's degree	1	Men	0	0	0	0	0	0	1	0	0	1	
			Women	0	0	0	0	0	0	1	0	0	1	
			Total	0	0	0	0	0	0	2	0	0	2	No
50.0709 Sculpture	5 - Bachelor's degree	2	Men	0	0	0	0	0	0	0	0	0	0	
			Women	0	0	0	0	0	0	0	0	0	0	
			Total	0	0	0	0	0	0	0	0	0	0	No
50.0710 Printmaking	5 - Bachelor's degree	1	Men	0	0	0	0	0	0	0	0	0	0	
			Women	0	0	0	0	0	0	1	1	0	2	
			Total	0	0	0	0	0	0	1	1	0	2	No
50.0710 Printmaking	5 - Bachelor's degree	2	Men	0	0	0	0	0	0	1	0	0	1	
			Women	0	0	0	0	0	0	1	0	0	1	
			Total	0	0	0	0	0	0	2	0	0	2	No
50.0711 Ceramic Arts and Ceramics	5 - Bachelor's degree	1	Men	0	0	0	0	0	0	0	0	0	0	
			Women	0	0	0	0	0	0	1	0	0	1	
			Total	0	0	0	0	0	0	1	0	0	1	No
50.0711 Ceramic Arts and Ceramics	5 - Bachelor's degree	2	Men	0	0	0	0	0	0	0	0	0	0	
			Women	0	0	0	0	0	0	0	0	0	0	
			Total	0	0	0	0	0	0	0	0	0	0	No
50.0713 Metal and Jewelry Arts	5 - Bachelor's degree	1	Men	0	0	0	0	0	0	0	0	0	0	
			Women	0	0	0	0	0	0	2	0	0	2	







CIPCODE	Award Level	Major	Gender	Non Resident Alien	Hispanic / Latino	American Indian or Alaska Native	Asian	Black or African American	Native Hawaiian or Other Pacific Islander	White	Two or more Races	Race/ ethnicity unknown	Total	distance education program
Audiology/Audiologist and Speech-Language Pathology/Pathologist	1 - Awards of less than 1 academic year		Women	0	0	0	0	2	0	11	0	0	13	
			Total	0	0	0	0	2	0	11	0	0	13	No
51.0204 Audiology/Audiologist and Speech-Language Pathology/Pathologist	5 - Bachelor's degree	1	Men	0	0	0	0	0	0	0	0	0	0	
			Women	0	0	0	0	0	0	0	0	0	0	
			Total	0	0	0	0	0	0	0	0	0	0	No
51.0204 Audiology/Audiologist and Speech-Language Pathology/Pathologist	7 - Master's degree	1	Men	0	0	0	0	0	0	1	1	0	2	
			Women	0	1	0	1	1	0	50	0	0	53	
			Total	0	1	0	1	1	0	51	1	0	55	Yes
51.0701 Health/Health Care Administration/Management	6 - Postbaccalaureate certificates	1	Men	0	0	0	0	0	0	0	0	0	0	
			Women	0	0	0	0	0	0	0	0	0	0	
			Total	0	0	0	0	0	0	0	0	0	0	No
51.0701 Health/Health Care Administration/Management	7 - Master's degree	1	Men	1	0	0	0	0	0	1	0	0	2	
			Women	1	0	0	0	0	0	1	0	0	2	
			Total	2	0	0	0	0	0	2	0	0	4	No
51.0701 Health/Health Care Administration/Management	8 - Post-Master's certificates	1	Men	0	0	0	0	0	0	0	0	0	0	
			Women	0	0	0	0	0	0	0	0	0	0	
			Total	0	0	0	0	0	0	0	0	0	0	No
51.0705 Medical Office Management/Administration	1 - Awards of less than 1 academic year	1	Men	0	0	0	0	0	0	0	0	0	0	
			Women	0	0	0	0	1	0	13	2	0	16	
			Total	0	0	0	0	1	0	13	2	0	16	No
51.0705 Medical Office Management/Administration	2 - Awards of at least 1 but less than 2 academic years	1	Men	0	0	0	0	0	0	0	0	0	0	
			Women	0	0	0	0	0	0	2	0	0	2	
			Total	0	0	0	0	0	0	2	0	0	2	No
51.0705 Medical Office Management/Administration	3 - Associate's degree	1	Men	0	0	0	0	0	0	0	0	0	0	
			Women	0	0	0	0	0	0	0	0	0	0	
			Total	0	0	0	0	0	0	0	0	0	0	No
51.0801 Medical/Clinical Assistant	3 - Associate's degree	1	Men	0	0	0	0	0	0	0	0	0	0	
			Women	0	0	0	0	1	0	13	2	0	16	
			Total	0	0	0	0	1	0	13	2	0	16	No
51.0904 Emergency Medical Technology/Technician (EMT Paramedic)	3 - Associate's degree	1	Men	0	0	0	0	1	0	8	0	0	9	
			Women	0	0	0	0	0	0	2	0	0	2	
			Total	0	0	0	0	1	0	10	0	0	11	No
51.0904 Emergency Medical Technology/Technician (EMT Paramedic)	3 - Associate's degree	2	Men	0	0	0	0	0	0	0	0	0	0	
			Women	0	0	0	0	0	0	0	0	0	0	
			Total	0	0	0	0	0	0	0	0	0	0	No
51.0907 Medical Radiologic Technology/Science - Radiation Therapist	3 - Associate's degree	1	Men	0	1	0	0	0	0	0	0	0	1	
			Women	0	0	0	0	0	0	27	0	1	28	
			Total	0	1	0	0	0	0	27	0	1	29	No
51.0908 Respiratory Care Therapy/Therapist	3 - Associate's degree	1	Men	0	0	0	0	0	0	0	0	0	0	
			Women	0	0	0	0	0	0	0	0	0	0	
			Total	0	0	0	0	0	0	0	0	0	0	No
51.0908		1	Men	4	0	0	0	0	0	5	0	0	9	











CIPCODE	Award Level	Major	Gender	Non Resident Alien	Hispanic / Latino	American Indian or Alaska Native	Asian	Black or African American	Native Hawaiian or Other Pacific Islander	White	Two or more Races	Race/ ethnicity unknown	Total	distance education program
Administrative Assistant and Secretarial Science, General			Total	0	0	0	0	0	0	0	0	0	0	No
52.0402 Executive Assistant/Executive Secretary	1 - Awards of less than 1 academic year	1	Men	0	0	0	0	0	0	0	0	0	0	
			Women	0	0	0	0	0	0	0	0	0	0	
			Total	0	0	0	0	0	0	0	0	0	0	No
52.0408 General Office Occupations and Clerical Services	1 - Awards of less than 1 academic year	1	Men	0	0	0	0	0	0	0	0	0	0	
			Women	0	0	0	0	0	0	0	0	0	0	
			Total	0	0	0	0	0	0	0	0	0	0	No
52.0701 Entrepreneurship/Entrepreneurial Studies	1 - Awards of less than 1 academic year	1	Men	0	0	0	0	0	0	0	0	0	0	
			Women	0	0	0	0	0	0	0	0	0	0	
			Total	0	0	0	0	0	0	0	0	0	0	No
52.0701 Entrepreneurship/Entrepreneurial Studies	7 - Master's degree	1	Men	0	0	0	0	0	0	0	0	0	0	
			Women	0	0	0	0	0	0	0	0	0	0	
			Total	0	0	0	0	0	0	0	0	0	0	No
52.0703 Small Business Administration/Management	1 - Awards of less than 1 academic year	1	Men	0	0	0	0	0	0	0	0	0	0	
			Women	0	0	0	0	0	0	0	0	0	0	
			Total	0	0	0	0	0	0	0	0	0	0	No
52.0703 Small Business Administration/Management	3 - Associate's degree	1	Men	0	0	0	0	0	0	1	0	0	1	
			Women	0	0	0	0	0	0	1	0	0	1	
			Total	0	0	0	0	0	0	2	0	0	2	No
52.0801 Finance, General	5 - Bachelor's degree	1	Men	1	1	0	1	0	0	35	0	0	38	
			Women	1	0	0	0	0	0	4	0	1	6	
			Total	2	1	0	1	0	0	39	0	1	44	No
52.0801 Finance, General	7 - Master's degree	1	Men	3	0	0	0	0	0	4	0	0	7	
			Women	0	0	0	0	0	0	1	0	0	1	
			Total	3	0	0	0	0	0	5	0	0	8	No
52.0801 Finance, General	5 - Bachelor's degree	2	Men	0	0	0	0	0	0	0	0	0	0	
			Women	0	0	0	0	0	0	0	0	0	0	
			Total	0	0	0	0	0	0	0	0	0	0	No
52.0804 Financial Planning and Services	1 - Awards of less than 1 academic year	1	Men	0	0	0	0	0	0	3	0	0	3	
			Women	0	0	0	0	0	0	0	0	0	0	
			Total	0	0	0	0	0	0	3	0	0	3	No
52.0804 Financial Planning and Services	5 - Bachelor's degree	1	Men	0	1	0	0	1	0	7	0	0	9	
			Women	0	0	0	0	0	0	7	0	0	7	
			Total	0	1	0	0	1	0	14	0	0	16	No
52.0804 Financial Planning and Services	5 - Bachelor's degree	2	Men	0	0	0	0	1	0	1	1	0	3	
			Women	0	0	0	0	0	0	2	0	0	2	
			Total	0	0	0	0	1	0	3	1	0	5	No
52.0806 International Finance	7 - Master's degree	1	Men	0	0	0	0	0	0	0	0	0	0	
			Women	0	0	0	0	0	0	0	0	0	0	
			Total	0	0	0	0	0	0	0	0	0	0	No
52.0899 Finance and Financial Management Services, Other	5 - Bachelor's degree	1	Men	0	0	0	0	0	0	0	0	0	0	
			Women	0	0	0	0	0	0	0	0	0	0	
			Total	0	0	0	0	0	0	0	0	0	0	No
52.0899	5 - Bachelor's degree	2	Men	0	0	0	0	0	0	5	0	0	5	
			Women	0	0	0	0	0	0	2	0	0	2	

CIPCODE	Award Level	Major	Gender	Non Resident Alien	Hispanic / Latino	American Indian or Alaska Native	Asian	Black or African American	Native Hawaiian or Other Pacific Islander	White	Two or more Races	Race/ ethnicity unknown	Total	distance education program
Finance and Financial Management Services, Other			Total	0	0	0	0	0	0	7	0	0	7	No
52.0901 Hospitality Administration/Management, General	1 - Awards of less than 1 academic year	1	Men	0	0	0	0	0	0	0	0	0	0	
			Women	0	0	0	0	0	0	0	0	0	0	
			Total	0	0	0	0	0	0	0	0	0	0	No
52.0901 Hospitality Administration/Management, General	3 - Associate's degree	1	Men	0	0	0	0	0	0	2	1	0	3	
			Women	2	0	0	0	0	0	6	0	0	8	
			Total	2	0	0	0	0	0	8	1	0	11	No
52.0904 Hotel/Motel Administration/Management	1 - Awards of less than 1 academic year	1	Men	0	0	0	0	0	0	0	0	0	0	
			Women	0	0	0	0	0	0	0	0	0	0	
			Total	0	0	0	0	0	0	0	0	0	0	No
52.0904 Hotel/Motel Administration/Management	3 - Associate's degree	1	Men	0	0	0	0	0	0	0	0	0	0	
			Women	0	0	0	0	0	0	0	0	0	0	
			Total	0	0	0	0	0	0	0	0	0	0	No
52.0905 Restaurant/Food Services Management	1 - Awards of less than 1 academic year	1	Men	0	0	0	0	0	0	0	0	0	0	
			Women	0	0	0	0	0	0	0	0	0	0	
			Total	0	0	0	0	0	0	0	0	0	0	No
52.0905 Restaurant/Food Services Management	2 - Awards of at least 1 but less than 2 academic years	1	Men	0	0	0	0	0	0	0	0	0	0	
			Women	0	0	0	0	0	0	0	0	1	1	
			Total	0	0	0	0	0	0	0	0	1	1	No
52.0905 Restaurant/Food Services Management	3 - Associate's degree	1	Men	0	0	0	0	0	0	0	0	0	0	
			Women	0	0	0	0	0	0	1	0	0	1	
			Total	0	0	0	0	0	0	1	0	0	1	No
52.1001 Human Resources Management/Personnel Administration, General	5 - Bachelor's degree	1	Men	0	0	0	0	0	0	3	0	0	3	
			Women	0	1	0	0	2	0	15	0	1	19	
			Total	0	1	0	0	2	0	18	0	1	22	No
52.1001 Human Resources Management/Personnel Administration, General	6 - Postbaccalaureate certificates	1	Men	0	0	0	0	0	0	0	0	0	0	
			Women	0	0	0	0	0	0	0	0	0	0	
			Total	0	0	0	0	0	0	0	0	0	0	No
52.1001 Human Resources Management/Personnel Administration, General	7 - Master's degree	1	Men	0	0	0	0	0	0	0	0	0	0	
			Women	0	0	0	0	0	0	0	0	0	0	
			Total	0	0	0	0	0	0	0	0	0	0	No
52.1001 Human Resources Management/Personnel Administration, General	8 - Post-Master's certificates	1	Men	0	0	0	0	0	0	0	0	0	0	
			Women	0	0	0	0	0	0	0	0	0	0	
			Total	0	0	0	0	0	0	0	0	0	0	No
52.1001 Human Resources Management/Personnel Administration, General	5 - Bachelor's degree	2	Men	0	0	0	0	0	0	0	0	0	0	
			Women	0	0	0	0	0	0	0	0	0	0	
			Total	0	0	0	0	0	0	0	0	0	0	No
52.1101 International Business/Trade/Commerce	1 - Awards of less than 1 academic year	1	Men	0	0	0	0	0	0	1	0	0	1	
			Women	0	0	0	0	0	0	0	0	0	0	
			Total	0	0	0	0	0	0	1	0	0	1	No



CIPCODE	Award Level	Major	Gender	Non Resident Alien	Hispanic / Latino	American Indian or Alaska Native	Asian	Black or African American	Native Hawaiian or Other Pacific Islander	White	Two or more Races	Race/ ethnicity unknown	Total	distance education program
Marketing, Other	5 - Bachelor's degree		Women	0	0	0	0	0	0	0	0	0	0	
			Total	0	0	0	0	0	0	0	0	0	0	No
52.1499 Marketing, Other	5 - Bachelor's degree	2	Men	0	0	0	0	0	0	3	0	0	3	
			Women	0	0	0	1	0	0	9	0	0	10	
			Total	0	0	0	1	0	0	12	0	0	13	No
52.1501 Real Estate	1 - Awards of less than 1 academic year	1	Men	0	0	0	0	0	0	0	0	0	0	
			Women	0	0	0	0	0	0	0	0	0	0	
			Total	0	0	0	0	0	0	0	0	0	0	No
52.1501 Real Estate	5 - Bachelor's degree	1	Men	0	0	0	0	0	0	0	0	0	0	
			Women	0	0	0	0	0	0	0	0	0	0	
			Total	0	0	0	0	0	0	0	0	0	0	No
52.1601 Taxation	7 - Master's degree	1	Men	2	0	0	0	0	0	5	0	0	7	
			Women	1	1	0	0	0	0	3	0	0	5	
			Total	3	1	0	0	0	0	8	0	0	12	Yes
52.1801 Sales, Distribution, and Marketing Operations, General	5 - Bachelor's degree	1	Men	0	1	0	0	2	0	20	0	0	23	
			Women	0	0	0	0	0	0	8	0	0	8	
			Total	0	1	0	0	2	0	28	0	0	31	No
52.1801 Sales, Distribution, and Marketing Operations, General	5 - Bachelor's degree	2	Men	0	1	0	0	0	0	3	0	0	4	
			Women	0	0	0	0	0	0	3	0	0	3	
			Total	0	1	0	0	0	0	6	0	0	7	No
52.1802 Merchandising and Buying Operations	3 - Associate's degree	1	Men	0	0	0	0	0	0	0	0	0	0	
			Women	0	0	0	0	0	0	0	0	0	0	
			Total	0	0	0	0	0	0	0	0	0	0	No
52.1803 Retailing and Retail Operations	1 - Awards of less than 1 academic year	1	Men	0	0	0	0	0	0	0	0	0	0	
			Women	0	0	0	0	0	0	0	0	0	0	
			Total	0	0	0	0	0	0	0	0	0	0	No
52.1804 Selling Skills and Sales Operations	1 - Awards of less than 1 academic year	1	Men	1	0	0	0	2	0	9	0	0	12	
			Women	0	0	0	0	0	0	6	0	2	8	
			Total	1	0	0	0	2	0	15	0	2	20	No
52.1804 Selling Skills and Sales Operations	3 - Associate's degree	1	Men	0	0	0	0	0	0	0	0	0	0	
			Women	0	0	0	0	0	0	0	0	0	0	
			Total	0	0	0	0	0	0	0	0	0	0	No
52.1899 General Merchandising, Sales, and Related Marketing Operations, Other	1 - Awards of less than 1 academic year	1	Men	0	0	0	0	0	0	0	0	0	0	
			Women	0	0	0	0	0	0	0	0	0	0	
			Total	0	0	0	0	0	0	0	0	0	0	No
52.1902 Fashion Merchandising	3 - Associate's degree	1	Men	0	0	0	0	0	0	0	0	0	0	
			Women	0	0	0	0	0	0	0	0	0	0	
			Total	0	0	0	0	0	0	0	0	0	0	No
52.9999 Business, Management, Marketing, and Related Support Services, Other	3 - Associate's degree	1	Men	0	0	0	0	0	0	0	0	0	0	
			Women	0	0	0	0	0	0	0	0	0	0	
			Total	0	0	0	0	0	0	0	0	0	0	No
54.0101 History, General	5 - Bachelor's degree	1	Men	0	2	0	0	1	0	6	0	0	9	
			Women	0	0	0	1	1	0	6	0	0	8	
			Total	0	2	0	1	2	0	12	0	0	17	No







99.0000 Summary Grand Totals	Award Level	Nonresident alien	Hispanic Latino	American Indian or Alaska Native	Asian	Black or African American	Native Hawaiian or Other Pacific Islander	White	Two or more Races	Race/ethnicity unknown	Total	PY Total
Women		0	0	0	0	0	0	0	0	0	0	0
<b>Total</b>		0	0	0	0	0	0	0	0	0	0	0
<b>Bachelor's degree</b>	<b>5</b>											
Men		0	2	0	1	3	0	31	3	2	42	37
Women		0	0	0	2	0	0	45	2	0	49	35
<b>Total</b>		0	2	0	3	3	0	76	5	2	91	72

Grand Total Men		0	2	0	1	3	0	31	3	2	42	37
Grand Total Women		0	0	0	2	0	0	45	2	0	49	35
Grand Total		0	2	0	3	3	0	76	5	2	91	72

PY Grand Total Men		2	2	0	1	0	0	31	1	0		37
PY Grand Total Women		0	1	0	1	3	0	27	3	0		35
PY Grand Total		2	3	0	2	3	0	58	4	0		72



All Completers

Institutions must report the following information. (Some data will be pre-populated from the completions by CIP code data.)

All Completers

Number of students by gender and race and ethnicity earning an award between July 1, 2017 and June 30, 2018. Count each student only once, regardless of how many awards he/she earned. The intent of this screen is to collect an unduplicated count of total numbers of *completers*.

- Report Hispanic/Latino individuals of any race as Hispanic/Latino
- Report race for non-Hispanic/Latino individuals only

	Men		Women		Total Students
	Number of Students	Total Awards	Number of Students	Total Awards	
<u>Nonresident alien</u>	287	287	137	137	424
<u>Hispanic/Latino</u>	48	48	43	43	91
<u>American Indian or Alaska Native</u>	4	4	0	0	4
<u>Asian</u>	52	52	74	74	126
<u>Black or African American</u>	174	174	249	249	423
<u>Native Hawaiian or Other Pacific Islander</u>	2	2	1	1	3
<u>White</u>	1,740	1,740	1,822	1,822	3,562
<u>Two or more races</u>	70	70	85	86	155
<u>Race and ethnicity unknown</u>	40	41	45	45	85
<b>TOTAL</b>	2,417	2,418	2,456	2,457	4,873
<b>PY TOTAL</b>	2,481		2,432		4,913

Completers by Level

Institutions must report the number of students who earned an award by level. This screen will be shown for each of the following consolidated award levels for which there is a reported completion:

- Postsecondary awards, certificates, or diplomas of **less than 1 academic year**
  - Less than 900 contact or clock hours, or
  - Less than 30 SEMESTER or TRIMESTER credit hours, or
  - Less than 45 QUARTER credit hours
- Postsecondary awards, certificates, or diplomas of **at least 1 but less than 4 academic years**
  - 900 or more contact or clock hours, or
  - 30 or more SEMESTER or TRIMESTER credit hours, or
  - 45 or more QUARTER credit hours
- Associate's degrees
- Bachelor's degrees
- Master's degrees
- Doctor's degrees
- Postbaccalaureate and post-master's certificates

**Postsecondary award, certificate, or diploma of less than 1 academic year:**

**Less than 900 contact or clock hours, or less than 30 semester or trimester credit hours, or less than 45 quarter credit hours**

Number of students by gender, by race and ethnicity, and by age earning this award between July 1, 2017 and June 30, 2018. Each student should be counted once per award level. For example, if a student earned a master's degree and a doctor's degree, he/she should be counted once in master's and once in doctor's. A student earning two master's degrees should be counted only once.

- Report Hispanic/Latino individuals of any race as Hispanic/Latino
- Report race for non-Hispanic/Latino individuals only


	Number of Students	Total Awards
<b>By Gender</b>		
Men	<input type="text" value="79"/>	79
Women	<input type="text" value="120"/>	120
<b>TOTAL</b>	199	199
<b>PY TOTAL</b>	<b>266</b>	

**By Race/Ethnicity**

<u>Nonresident alien</u>	<input type="text" value="17"/>	17
<u>Hispanic/Latino</u>	<input type="text" value="2"/>	2

<u>American Indian or Alaska Native</u>	<input type="text" value="0"/>	0
<u>Asian</u>	<input type="text" value="2"/>	2
<u>Black or African American</u>	<input type="text" value="14"/>	14
<u>Native Hawaiian or Other Pacific Islander</u>	<input type="text" value="0"/>	0
<u>White</u>	<input type="text" value="156"/>	156
<u>Two or more races</u>	<input type="text" value="5"/>	5
<u>Race and ethnicity unknown</u>	<input type="text" value="3"/>	3
<b>TOTAL</b>	199	199

--	--	--

 **By Age**

Under 18	<input type="text" value="0"/>	
18-24	<input type="text" value="138"/>	
25-39	<input type="text" value="38"/>	
40 and Above	<input type="text" value="11"/>	
Age Unknown	<input type="text" value="12"/>	
<b>TOTAL</b>	199	199

Completers by Level

Institutions must report the number of students who earned an award by level. This screen will be shown for each of the following consolidated award levels for which there is a reported completion:

- Postsecondary awards, certificates, or diplomas of **less than 1 academic year**
  - Less than 900 contact or clock hours, or
  - Less than 30 SEMESTER or TRIMESTER credit hours, or
  - Less than 45 QUARTER credit hours
- Postsecondary awards, certificates, or diplomas of **at least 1 but less than 4 academic years**
  - 900 or more contact or clock hours, or
  - 30 or more SEMESTER or TRIMESTER credit hours, or
  - 45 or more QUARTER credit hours
- Associate's degrees
- Bachelor's degrees
- Master's degrees
- Doctor's degrees
- Postbaccalaureate and post-master's certificates

**Postsecondary award, certificate, or diploma of at least 1 but less than 4 academic years:  
900 or more contact or clock hours, or 30 or more semester or trimester credit hours, or 45 or more quarter credit hours**

Number of students by gender, by race and ethnicity, and by age earning this award between July 1, 2017 and June 30, 2018. Each student should be counted once per award level. For example, if a student earned a master's degree and a doctor's degree, he/she should be counted once in master's and once in doctor's. A student earning two master's degrees should be counted only once.


- Report Hispanic/Latino individuals of any race as Hispanic/Latino
- Report race for non-Hispanic/Latino individuals only

	Number of Students	Total Awards
<b>By Gender</b>		
Men	<input type="text" value="38"/>	38
Women	<input type="text" value="20"/>	20
<b>TOTAL</b>	<input type="text" value="58"/>	58
<b>PY TOTAL</b>	<input type="text" value="6"/>	

**By Race/Ethnicity**

<u>Nonresident alien</u>	<input type="text" value="4"/>	4
<u>Hispanic/Latino</u>	<input type="text" value="0"/>	0

<u>American Indian or Alaska Native</u>	<input type="text" value="0"/>	0
<u>Asian</u>	<input type="text" value="0"/>	0
<u>Black or African American</u>	<input type="text" value="7"/>	7
<u>Native Hawaiian or Other Pacific Islander</u>	<input type="text" value="0"/>	0
<u>White</u>	<input type="text" value="43"/>	43
Two or more races	<input type="text" value="2"/>	2
<u>Race and ethnicity unknown</u>	<input type="text" value="2"/>	2
<b>TOTAL</b>	<b>58</b>	<b>58</b>



<b>By Age</b>		
Under 18	<input type="text"/>	
18-24	<input type="text" value="30"/>	
25-39	<input type="text" value="19"/>	
40 and Above	<input type="text" value="8"/>	
Age Unknown	<input type="text" value="1"/>	
<b>TOTAL</b>	<b>58</b>	<b>58</b>

Completers by Level

Institutions must report the number of students who earned an award by level. This screen will be shown for each of the following consolidated award levels for which there is a reported completion:

- Postsecondary awards, certificates, or diplomas of **less than 1 academic year**
  - Less than 900 contact or clock hours, or
  - Less than 30 SEMESTER or TRIMESTER credit hours, or
  - Less than 45 QUARTER credit hours
- Postsecondary awards, certificates, or diplomas of **at least 1 but less than 4 academic years**
  - 900 or more contact or clock hours, or
  - 30 or more SEMESTER or TRIMESTER credit hours, or
  - 45 or more QUARTER credit hours
- Associate's degrees
- Bachelor's degrees
- Master's degrees
- Doctor's degrees
- Postbaccalaureate and post-master's certificates

Associate's degrees

Number of students by gender, by race and ethnicity, and by age earning this award between July 1, 2017 and June 30, 2018. Each student should be counted once per award level. For example, if a student earned a master's degree and a doctor's degree, he/she should be counted once in master's and once in doctor's. A student earning two master's degrees should be counted only once.

- Report Hispanic/Latino individuals of any race as Hispanic/Latino
- Report race for non-Hispanic/Latino individuals only

	Number of Students	Total Awards
<b>By Gender</b>		
Men	<input type="text" value="277"/>	277
Women	<input type="text" value="215"/>	215
<b>TOTAL</b>	492	492
PY TOTAL	<b>580</b>	

By Race/Ethnicity

<u>Nonresident alien</u>	<input type="text" value="10"/>	10
<u>Hispanic/Latino</u>	<input type="text" value="7"/>	7
<u>American Indian or Alaska Native</u>	<input type="text" value="2"/>	2

<u>Asian</u>	<input type="text" value="18"/>	18
<u>Black or African American</u>	<input type="text" value="96"/>	96
<u>Native Hawaiian or Other Pacific Islander</u>	<input type="text" value="0"/>	0
<u>White</u>	<input type="text" value="332"/>	332
Two or more races	<input type="text" value="20"/>	20
<u>Race and ethnicity unknown</u>	<input type="text" value="7"/>	7
<b>TOTAL</b>	492	492

<b>By Age</b>		
Under 18	<input type="text"/>	
18-24	<input type="text" value="299"/>	
25-39	<input type="text" value="144"/>	
40 and Above	<input type="text" value="40"/>	
Age Unknown	<input type="text" value="9"/>	
<b>TOTAL</b>	492	492

Completers by Level

Institutions must report the number of students who earned an award by level. This screen will be shown for each of the following consolidated award levels for which there is a reported completion:

- Postsecondary awards, certificates, or diplomas of **less than 1 academic year**
  - Less than 900 contact or clock hours, or
  - Less than 30 SEMESTER or TRIMESTER credit hours, or
  - Less than 45 QUARTER credit hours
- Postsecondary awards, certificates, or diplomas of **at least 1 but less than 4 academic years**
  - 900 or more contact or clock hours, or
  - 30 or more SEMESTER or TRIMESTER credit hours, or
  - 45 or more QUARTER credit hours
- Associate's degrees
- Bachelor's degrees
- Master's degrees
- Doctor's degrees
- Postbaccalaureate and post-master's certificates

**Bachelor's degrees**

Number of students by gender, by race and ethnicity, and by age earning this award between July 1, 2017 and June 30, 2018. Each student should be counted once per award level. For example, if a student earned a master's degree and a doctor's degree, he/she should be counted once in master's and once in doctor's. A student earning two master's degrees should be counted only once.

- Report Hispanic/Latino individuals of any race as Hispanic/Latino
- Report race for non-Hispanic/Latino individuals only


	Number of Students	Total Awards
<b>By Gender</b>		
Men	1,454	1,454
Women	1,433	1,433
<b>TOTAL</b>	2,887	2,887
PY TOTAL	2,990	

**By Race/Ethnicity**

<u>Nonresident alien</u>	65	65
<u>Hispanic/Latino</u>	53	53
<u>American Indian or Alaska Native</u>	1	1



<u>Asian</u>	<input type="text" value="72"/>	72
<u>Black or African American</u>	<input type="text" value="232"/>	232
<u>Native Hawaiian or Other Pacific Islander</u>	<input type="text" value="3"/>	3
<u>White</u>	<input type="text" value="2,304"/>	2,304
Two or more races	<input type="text" value="103"/>	103
<u>Race and ethnicity unknown</u>	<input type="text" value="54"/>	54
<b>TOTAL</b>	2,887	2,887



<b>By Age</b>		
Under 18	<input type="text"/>	
18-24	<input type="text" value="1,919"/>	
25-39	<input type="text" value="788"/>	
40 and Above	<input type="text" value="148"/>	
Age Unknown	<input type="text" value="32"/>	
<b>TOTAL</b>	2,887	2,887

Completers by Level

Institutions must report the number of students who earned an award by level. This screen will be shown for each of the following consolidated award levels for which there is a reported completion:

- Postsecondary awards, certificates, or diplomas of **less than 1 academic year**
  - Less than 900 contact or clock hours, or
  - Less than 30 SEMESTER or TRIMESTER credit hours, or
  - Less than 45 QUARTER credit hours
- Postsecondary awards, certificates, or diplomas of **at least 1 but less than 4 academic years**
  - 900 or more contact or clock hours, or
  - 30 or more SEMESTER or TRIMESTER credit hours, or
  - 45 or more QUARTER credit hours
- Associate's degrees
- Bachelor's degrees
- Master's degrees
- Doctor's degrees
- Postbaccalaureate and post-master's certificates

**Master's degrees**

Number of students by gender, by race and ethnicity, and by age earning this award between July 1, 2017 and June 30, 2018. Each student should be counted once per award level. For example, if a student earned a master's degree and a doctor's degree, he/she should be counted once in master's and once in doctor's. A student earning two master's degrees should be counted only once.

- Report Hispanic/Latino individuals of any race as Hispanic/Latino
- Report race for non-Hispanic/Latino individuals only

	Number of Students	Total Awards
<b>By Gender</b>		
Men	<input type="text" value="393"/>	393
Women	<input type="text" value="503"/>	503
<b>TOTAL</b>	896	896
PY TOTAL	<b>1,112</b>	

**By Race/Ethnicity**

<u>Nonresident alien</u>	<input type="text" value="244"/>	244
<u>Hispanic/Latino</u>	<input type="text" value="20"/>	20
<u>American Indian or Alaska Native</u>	<input type="text" value="1"/>	1

<u>Asian</u>	<input type="text" value="27"/>	27
<u>Black or African American</u>	<input type="text" value="45"/>	45
<u>Native Hawaiian or Other Pacific Islander</u>	<input type="text" value="0"/>	0
<u>White</u>	<input type="text" value="529"/>	529
Two or more races	<input type="text" value="22"/>	22
<u>Race and ethnicity unknown</u>	<input type="text" value="8"/>	8
<b>TOTAL</b>	896	896

<b>By Age</b>		
Under 18	<input type="text"/>	
18-24	<input type="text" value="168"/>	
25-39	<input type="text" value="624"/>	
40 and Above	<input type="text" value="92"/>	
Age Unknown	<input type="text" value="12"/>	
<b>TOTAL</b>	896	896

Completers by Level

Institutions must report the number of students who earned an award by level. This screen will be shown for each of the following consolidated award levels for which there is a reported completion:

- Postsecondary awards, certificates, or diplomas of **less than 1 academic year**
  - Less than 900 contact or clock hours, or
  - Less than 30 SEMESTER or TRIMESTER credit hours, or
  - Less than 45 QUARTER credit hours
- Postsecondary awards, certificates, or diplomas of **at least 1 but less than 4 academic years**
  - 900 or more contact or clock hours, or
  - 30 or more SEMESTER or TRIMESTER credit hours, or
  - 45 or more QUARTER credit hours
- Associate's degrees
- Bachelor's degrees
- Master's degrees
- Doctor's degrees
- Postbaccalaureate and post-master's certificates

Doctor's degrees

Number of students by gender, by race and ethnicity, and by age earning this award between July 1, 2017 and June 30, 2018. Each student should be counted once per award level. For example, if a student earned a master's degree and a doctor's degree, he/she should be counted once in master's and once in doctor's. A student earning two master's degrees should be counted only once.

- Report Hispanic/Latino individuals of any race as Hispanic/Latino
- Report race for non-Hispanic/Latino individuals only

	Number of Students	Total Awards
<b>By Gender</b>		
Men	<input type="text" value="155"/>	155
Women	<input type="text" value="132"/>	132
<b>TOTAL</b>	287	287
PY TOTAL	289	

By Race/Ethnicity

<u>Nonresident alien</u>	<input type="text" value="83"/>	83
<u>Hispanic/Latino</u>	<input type="text" value="7"/>	7
<u>American Indian or Alaska Native</u>	<input type="text" value="0"/>	0

<u>Asian</u>	<input type="text" value="7"/>	7
<u>Black or African American</u>	<input type="text" value="25"/>	25
<u>Native Hawaiian or Other Pacific Islander</u>	<input type="text" value="0"/>	0
<u>White</u>	<input type="text" value="155"/>	155
Two or more races	<input type="text" value="2"/>	2
<u>Race and ethnicity unknown</u>	<input type="text" value="8"/>	8
<b>TOTAL</b>	287	287

 **By Age**

Under 18	<input type="text"/>	
18-24	<input type="text"/>	
25-39	<input type="text" value="247"/>	
40 and Above	<input type="text" value="31"/>	
Age Unknown	<input type="text" value="9"/>	
<b>TOTAL</b>	287	287

Completers by Level

Institutions must report the number of students who earned an award by level. This screen will be shown for each of the following consolidated award levels for which there is a reported completion:

- Postsecondary awards, certificates, or diplomas of **less than 1 academic year**
  - Less than 900 contact or clock hours, or
  - Less than 30 SEMESTER or TRIMESTER credit hours, or
  - Less than 45 QUARTER credit hours
- Postsecondary awards, certificates, or diplomas of **at least 1 but less than 4 academic years**
  - 900 or more contact or clock hours, or
  - 30 or more SEMESTER or TRIMESTER credit hours, or
  - 45 or more QUARTER credit hours
- Associate's degrees
- Bachelor's degrees
- Master's degrees
- Doctor's degrees
- Postbaccalaureate and post-master's certificates

**Postbaccalaureate  
and post-master's  
certificates**

Number of students by gender, by race and ethnicity, and by age earning this award between July 1, 2017 and June 30, 2018. Each student should be counted once per award level. For example, if a student earned a master's degree and a doctor's degree, he/she should be counted once in master's and once in doctor's. A student earning two master's degrees should be counted only once.

- Report Hispanic/Latino individuals of any race as Hispanic/Latino
- Report race for non-Hispanic/Latino individuals only

	Number of Students	Total Awards
<b>By Gender</b>		
Men	<input type="text" value="22"/>	22
Women	<input type="text" value="34"/>	34
<b>TOTAL</b>	56	56
<b>PY TOTAL</b>	<b>60</b>	

**By Race/Ethnicity**

<u>Nonresident alien</u>	<input type="text" value="1"/>	1
<u>Hispanic/Latino</u>	<input type="text" value="2"/>	2

<u>American Indian or Alaska Native</u>	<input type="text" value="0"/>	0
<u>Asian</u>	<input type="text" value="0"/>	0
<u>Black or African American</u>	<input type="text" value="4"/>	4
<u>Native Hawaiian or Other Pacific Islander</u>	<input type="text" value="0"/>	0
<u>White</u>	<input type="text" value="43"/>	43
Two or more races	<input type="text" value="2"/>	2
<u>Race and ethnicity unknown</u>	<input type="text" value="4"/>	4
<b>TOTAL</b>	<b>56</b>	<b>56</b>

--	--	--

<b>By Age</b>		
Under 18	<input type="text"/>	
18-24	<input type="text" value="1"/>	
25-39	<input type="text" value="41"/>	
40 and Above	<input type="text" value="11"/>	
Age Unknown	<input type="text" value="3"/>	
<b>TOTAL</b>	<b>56</b>	<b>56</b>

Prepared by

The name of the preparer is being collected so that we can follow up with the appropriate person in the event that there are questions concerning the data. The Keyholder will be copied on all email correspondence to other preparers.

The time it took to prepare this component is being collected so that we can continue to improve our estimate of the reporting burden associated with IPEDS. Please include in your estimate the time it took for you to review instructions, query and search data sources, complete and review the component, and submit the data through the Data Collection System.

Thank you for your assistance.

**This survey component was prepared by:**

<input type="radio"/>	Keyholder	<input type="radio"/>	SFA Contact	<input type="radio"/>	HR Contact
<input type="radio"/>	Finance Contact	<input type="radio"/>	Academic Library Contact	<input type="radio"/>	Other
Name:	<input type="text"/>				
Email:	<input type="text"/>				

**How many staff from your institution only were involved in the data collection and reporting process of this survey component?**

<input type="text"/>	Number of Staff (including yourself)
----------------------	--------------------------------------

**How many hours did you and others from your institution only spend on each of the steps below when responding to this survey component?**

*Exclude the hours spent collecting data for state and other reporting purposes.*

Staff member	Collecting Data Needed		Revising Data to Match IPEDS Requirements		Entering Data		Revising and Locking Data	
Your office	<input type="text"/>	hours	<input type="text"/>	hours	<input type="text"/>	hours	<input type="text"/>	hours
Other offices	<input type="text"/>	hours	<input type="text"/>	hours	<input type="text"/>	hours	<input type="text"/>	hours



## Summary

IPEDS collects important information regarding your institution. All data reported in IPEDS survey components become available in the IPEDS Data Center and appear as aggregated data in various Department of Education reports. Additionally, some of the reported data appears specifically for your institution through the College Navigator website and is included in your institution's Data Feedback Report (DFR). The purpose of this summary is to provide you an opportunity to view some of the data that, when accepted through the IPEDS quality control process, will appear on the College Navigator website and/or your DFR. College Navigator is updated approximately three months after the data collection period closes and Data Feedback Reports will be available through the [Data Center](#) and sent to your institution's CEO in November 2018.

Please review your data for accuracy. If you have questions about the data displayed below after reviewing the data reported on the survey screens, please contact the IPEDS Help Desk at: 1-877-225-2568 or [ipedshelp@rti.org](mailto:ipedshelp@rti.org).

## Summary of Completions Data

Award Level	Number of Completions	
	1 <sup>st</sup> major	2 <sup>nd</sup> major
<u>Postsecondary award, certificate, or diploma (less than 1 academic year)</u>	199	0
<u>Postsecondary award, certificate, or diploma (at least 1 but less than 2 academic years)</u>	58	0
<u>Associate's degree</u>	492	0
<u>Bachelors degree or equivalent</u>	2,887	91
<u>Postbaccalaureate certificate</u>	16	0
<u>Master's degree</u>	896	0
<u>Post-master's certificate</u>	40	0
<u>Doctor's degree - research/scholarship</u>	143	0
<u>Doctor's degree - professional practice</u>	144	0
Total number of degrees and certificates	4,875	

## Summary of Completers Data

	Number of Students		
	Men	Women	Total
All Completers	2,417	2,456	4,873

**Completions**

**University of Akron Main Campus (200800)**

Source	Description	Severity	Resolved	Options
<b>Global Edits</b>				
Perform Edits	Current year completions (31) are outside the expected range when compared to completions reported in the prior year (58) for: Men, in CIP codes starting with(11.XXXX), award level (7). Please correct your data or explain. (Error #10503)	Explanation	Yes	
Reason:	The Master's degree in Information Sciences was eliminated			
Perform Edits	Current year completions (44) are outside the expected range when compared to completions reported in the prior year (75) for: Men, in CIP codes starting with(13.XXXX), award level (5). Please correct your data or explain. (Error #10503)	Explanation	Yes	
Reason:	Enrollment in the College of Education has decreased over the past 5 years resulting in a lower number of graduates			
Perform Edits	Current year completions (32) are outside the expected range when compared to completions reported in the prior year (65) for: Men, in CIP codes starting with(13.XXXX), award level (7). Please correct your data or explain. (Error #10503)	Explanation	Yes	
Reason:	Enrollment in the College of Education has decreased over the past 5 years resulting in a lower number of graduates			
Perform Edits	Current year completions (50) are outside the expected range when compared to completions reported in the prior year (86) for: Women, in CIP codes starting with(19.XXXX), award level (5). Please correct your data or explain. (Error #10505)	Explanation	Yes	
Reason:	A reorganization of majors within colleges resulted in fewer students pursuing some of these majors			
Perform Edits	Current year completions (50) are outside the expected range when compared to completions reported in the prior year (77) for: Women, in CIP codes starting with(52.XXXX), award level (7). Please correct your data or explain. (Error #10505)	Explanation	Yes	
Reason:	A change to Taxation (number of credits needed to graduate) changes resulting an a larger number of graduates in the prior year.			
<b>Screen: Completers- At least 1 but less than 4 academic years</b>				
Screen Entry	The total number of completers (Men + Women) reported for this award level (58) is outside the expected range when compared to the prior year value. Please correct your data or contact the IPEDS Help Desk for assistance. (Error #10584)	Explanation	Yes	
Reason:	Certificate programs have been reviewed and some have been eliminated resulting in fewer graduates			