

View Transfer Credit

This document provides an overview of viewing your transfer credit report.

To access the transfer credit information log in to the portal, **My Akron**, at <http://my.uakron.edu/> with your UANetID and password.

There is an online tutorial available which accompanies this document. A tutorial exists for each of the student center options (class schedule, weekly schedule, and exam schedule, personal portfolio, financial). Please visit the [Software Training website](#) and select the link for the appropriate tutorial.

Important Guidelines:

- ✓ Log into My Akron (my.uakron.edu) to access the self-service applications.

- ✓ ALWAYS log out of the portal by clicking on the Sign Out link - clicking the X does not end your session

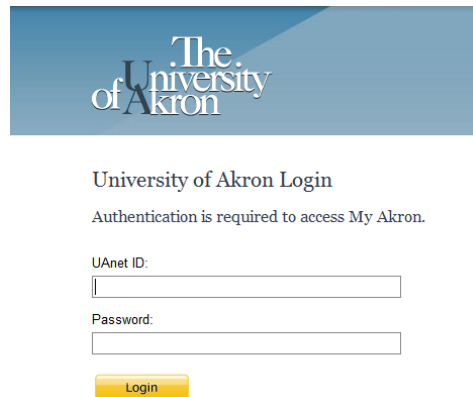
View My Transfer Credit

Three types of credit may be posted in the “Transfer Credit” pages:

1. **Course Credits** – coursework taken at another institution that is being transferred to the student’s record at The University of Akron. Depending upon when the transfer work was posted it may be posted in detail (with each class listed) or summary (total representing the total number of hours completed at the transfer institution). **Credit by exam** will also be posted under Course Credits.
2. **Test Credit** – Bypass, CLEP, Advanced Placement, etc.
3. **Other Credit** – ACE credit, Alternative credit

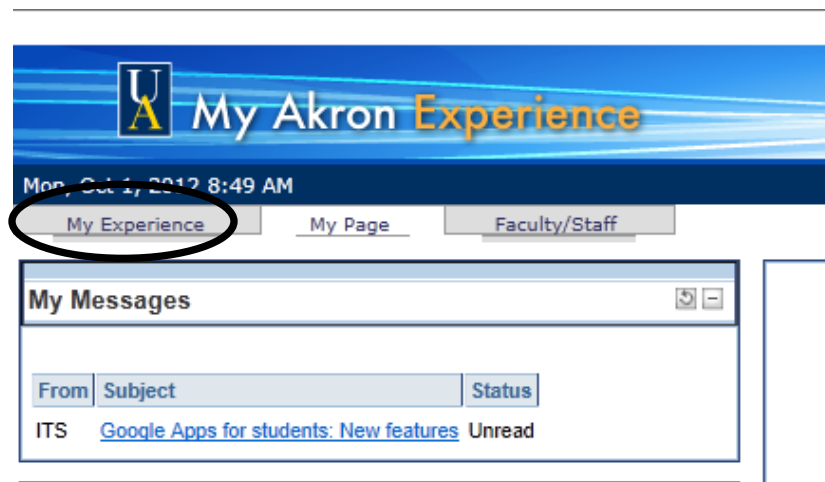
Instructions:

1. Log in to **My Akron** with your UAnet ID and password:



The image shows the University of Akron Login page. At the top is the University of Akron logo. Below it, the text reads "University of Akron Login" and "Authentication is required to access My Akron." There are two input fields: "UAnet ID:" and "Password:". Below the fields is a yellow "Login" button.

-
2. Click the “**My Experience**” tab.



The image shows the My Akron Experience dashboard. At the top is a blue banner with the "U" logo and the text "My Akron Experience". Below the banner is a navigation bar with three tabs: "My Experience" (circled in red), "My Page", and "Faculty/Staff". Below the navigation bar is a "My Messages" section with a table of messages. The table has columns for "From", "Subject", and "Status". One message is listed: "ITS Google Apps for students: New features Unread".

Instructions:

3. Click on the “**Student Center**” link located in the left side of the page.

U My Akron Experience

Mon, Oct 1, 2012 8:49 AM

My Experience My Page Faculty/Staff

Student Center


Springboard


E-Mail

Reminders

- Majors Mosaic
- Learn About UA Programs at Majors Mosaic
- Attend events for Homecoming Week, October 1-7th
- Be sure to complete the MAP-Works Fall survey by October 7
- US-China Relations in an Election Year
- Participate in National Depression Screening Day

Instructions:


4. From the **Student Center** you can easily navigate to your academic, financial, and personal information. Under the **Academics** heading click the drop down for “**other academic...**” and select **Transfer Credit: Report**. Click the  icon.

NOTE: You must click the  icon to navigate to the selected page.


Nancy's Student Center




Academics

[Search](#)
[Enroll](#)
[My Academics](#)

other academic... 

- Class Schedule
- Course History
- Enrollment: Add
- Enrollment: Drop
- Exam Schedule
- Grades
- Transfer Credit: Report**
- other academic...

Deadlines  URL

This Week's Schedule		
	Class	Schedule
	3100 103-003 LEC (70518)	MoWeFr 8:50AM - 9:40AM Auburn Sci 120
	3100 103-012 LAB (70520)	Mo 2:00PM - 4:00PM Schrank N 251
	6200 201-701 LWW (72428)	MoWe 10:00AM - 11:15AM Wayne Coll B119

[weekly schedule](#) ▶

[enrollment shopping cart](#) ▶

Instructions:

5. The Transfer Credit Report is displayed. Notice the three types of transfer credit which may appear: **Course Credits**, **Test Credits**, and **Other Credits**. If the transfer credit is posted in the system it will be available for viewing.

You can run a DARS audit to see specifically the way courses transferred to UA courses. For more information, visit the [DARS web page](#).

▼ **Course Credits**

Model Nbr 1 Posted
Institution The University of Akron **Credit Source Type** Manual
Career Undergraduate **Source Institution** Special Exam
Program Arts & Sciences undergraduate
Plan A & S - Major Uncertain

Transfer Term	Incoming Course	Units Taken	Grade Input	Status	Equivalent Course	Units	Grade
2007 Fall	SPECIAL EXAM	4.00	D	Posted	3510 101	4.000	D

Model Nbr 2 Posted
Institution The University of Akron **Credit Source Type** Manual
Career Undergraduate **Source Institution** The Ohio State University
Program Arts & Sciences undergraduate
Plan A & S - Major Uncertain

Transfer Term	Incoming Course	Units Taken	Grade Input	Status	Equivalent Course	Units	Grade
2007 Fall	TRANSFER SUMMARY	20.00	T	Posted	9999 900	20.000	T

▼ **Test Credits**

Model Nbr 1 Posted
Institution The University of Akron
Career Undergraduate
Program Arts & Sciences undergraduate
Plan A & S - Major Uncertain

Transfer Term	Test ID	Test Component	Score	Status	Equivalent Course	Units	Grade
2007 Fall	BYPAS	BYPAS		Posted	3500 101	4.000	CR

▼ **Other Credits**

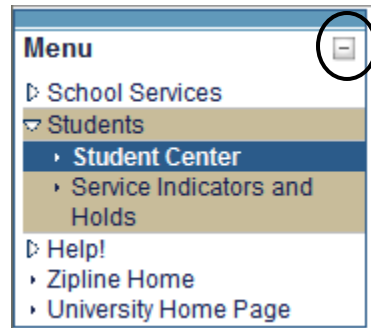
No other credits found.


[Search](#) [Enroll](#) [My Academics](#)


go to ...

Instructions:

6. If you wish to print the report you should first minimize the navigation menu in the left side of the screen.



7. Any time you wish to return to the menu click the  icon which now appears in place of the menu

8. Use the browser's print function (File – Print or click the printer  icon to print the report.)

If you have a specific question regarding the evaluation of transfer courses to UA, please contact your adviser.

For questions regarding registration and enrollment, please e-mail the Registrar's Office at:

registrar@uakron.edu