

Modify Saved Payment Methods

The system allows for the saving of account information. If account information was previously saved by the user the specific payment method will be listed by the name assigned by the user.

Saved payment methods are assigned to an individual. Therefore, if an authorized user saves their Visa account information it will only appear for **THAT** authorized user – no other authorized users or the student will be able to view this information.

Instructions:

1. Either [log in to My Akron](#) as a student or [log in as an authorized user](#).
2. From the Student Center page click the **Make a Payment** link.

Nancy's Student Center

Academics

[Search](#)
[Enroll](#)
[My Academics](#)

other academic... ▾ >>

Deadlines URL

This Week's Schedule

	Class	Schedule
	3100 103-003 LEC (70518)	MoWeFr 8:50AM - 9:40AM Auburn Sci 120
	3100 103-012 LAB (70520)	Mo 2:00PM - 4:00PM Schrank N 251
	6200 201-701 LWW (72428)	MoWe 10:00AM - 11:15AM Wayne Coll B119

[weekly schedule ▶](#)
[enrollment shopping cart ▶](#)

Finances

My Account
[Account Inquiry](#)

Financial Aid
[View Financial Aid](#)
[Accept/Decline Awards](#)

other financial... ▾ >>

Account Summary

You owe 2,809.83.

- Due Now 956.59
- Future Due 1,853.24



**** You have a past due balance of 956.59. ****


Currency used is US Dollar.

[make a payment ▶](#)
[sign up for payment plan ▶](#)
[authorize parent access ▶](#)

Instructions:

3. You will be notified that you will be redirected to the CASHNet site. Click **Continue to CASHNet**.



go to ...  

Make a Payment 

Press the "Continue to CASHNet" button below and you will be redirected to the CASHNet site where you will be able to make a payment, sign up for installment payment plan, view your electronic bills or setup a parent/authorized user account.

You may have to disable your pop-up blocker to access the CASHNet site.

This link will expire in 30 seconds. If you are not successfully redirected, Press "Cancel and Return to Student Center" and try again.

4. Click the **Delete** link to delete a saved payment method.
5. Click the **Edit** link for the saved payment method you wish to edit.

NOTE: If you previously saved a **Visa** credit card you may wish to delete the payment method since Visa is no longer accepted for payment.


Your Bills [View All](#)

No recent bills for your account.

Installment Payment Plans

[Enroll in the 2008 Spring Installment](#)

Saved Payment Methods

My Credit Card 

Instructions:

- If you chose to Edit the payment method make the necessary changes to the payment method and click the **Ok** button.

Please make the necessary changes for this payment and then click the OK button.

Payment Name: My Credit Card

Account Number	Master Card ending in 5454	
Expiration Month	12	▼
Expiration Year	2008	▼
Cardholder Name	Joe Student	
Address	100 Main Street	Please enter the address where you receive the bill for this credit card.
City	Akron	
State/Province/Region	OH	
Zip/Postal Code	44325	
Country	United States ▼	

- Make sure to log out of the system by clicking the **Sign Out** link when finished.



For questions regarding your Financial account, please e-mail the Cashier's Office at:
cashier@uakron.edu